

EXHIBIT F
Profit and Loss Statement for 2010 (year)
(due April 30 of the following year)

Concessionaire: Cape Leisure Corporation Park: Homosassa Springs Wildlife State Park

Services	Gross Sales	Less Commissions Paid	Less Cost of Goods Sold	Less Operating Expenses	Less Taxes	Net Profit/ (Loss)
In-Park						
1. Food	<u>43,694</u>	<u>3,617</u>	<u>15,436</u>	<u>53,432</u>	<u>0</u>	<u>(28,791)</u>

Comments:

Pepper						
2. Creek	<u>0</u>					

Comments:

3. Vending	<u>1,519</u>					<u>1,519</u>
------------	--------------	--	--	--	--	--------------

Comments:

4.						
----	--	--	--	--	--	--

Comments:

Add a second page, as needed, to provide an inclusive list of services, including revenue from subcontractors.

5. Totals:	<u>45,213</u>	<u>3,617</u>	<u>15,436</u>	<u>53,432</u>	<u>0</u>	<u>(27,272)</u>
------------	---------------	--------------	---------------	---------------	----------	-----------------

Prepared by: Daniel LeBlanc
Capacity: President
Date submitted: 4/29/10

CERTIFICATION: I certify that this annual profit and loss statement is true and correct and is based upon actual gross receipts for the period covered and recorded in the accounting records available for review/audit by the Department.


Signature of Concessionaire:  Date: 4/29/2010
Return the form to the Park Manager.

EXHIBIT F
Profit and Loss Statement for 2011 (year)
(due April 30 of the following year)

Concessionaire: Cape Leisure Corporation Park: Homossassa Springs Wildlife State Park

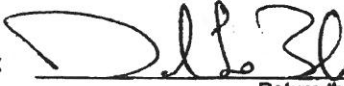
Services	Gross Sales	Less Commissions Paid	Less Cost of Goods Sold	Less Operating Expenses	Less Taxes	Net Profit/ (Loss)
In-Park Food 1.	353,699	_____	_____	_____	_____	_____
Comments:						
Pepper Creek 2.	5,483	_____	_____	_____	_____	_____
Comments:						
Vending 3.	7,340	_____	_____	_____	_____	_____
Comments:						
Retail 4.	158,376	_____	_____	_____	_____	_____
Comments:	Note: Commission includes DEP vending electrical fees. Commission percentage changed effective July 1.					

Add a second page, as needed, to provide an inclusive list of services, including revenue from subcontractors.

5. Totals:	524,898	36,975	155,517	322,727	2,900	6,779
-------------------	---------	--------	---------	---------	-------	-------

Prepared by: Percy Bell
Capacity: Tax Accountant
Date submitted: 4/26/2012

CERTIFICATION: I certify that this annual profit and loss statement is true and correct and is based upon actual gross receipts for the period covered and recorded in the accounting records available for review/audit by the Department.

Signature of Concessionaire:  Date: 4/26/2012
Return the form to the Park Manager.

CAPE LEISURE CORPORATION

PROFIT AND LOSS STATEMENT FOR THE YEAR ENDED DECEMBER 31, 2012

Ellie Schiller Homosassa Springs State Park

REVENUE AND COST OF SALES	Revenue	Cost of Sales	Gross Margin
Gift Shop Sales	545,303.93	192,107.58	353,196.35
Food and beverage sales	370,899.35	138,953.61	231,945.74
Rentals	7,596.26		7,596.26
Other	613.97	-	613.97
	<u>924,413.51</u>	<u>331,061.19</u>	<u>593,352.32</u>
Operating Expense			
Salaries and wages			264,856.76
Payroll taxes			28,944.91
Workmans compensation			5,310.71
Payroll processing			4,214.50
Advertising			83.09
Maintenance and repair			14,768.79
Licenses			25.00
Outside services			898.40
Office supplies			3,215.62
Travel			133.44
Meals			-
Utilities			46,629.55
Bank charges			2,103.65
Credit card fees			10,485.55
Concession rent			58,634.99
Depreciation			6,577.45
Shared overhead			54,604.08
Insurance			<u>11,558.32</u>
Total operating expense			<u>513,044.81</u>
Income before income tax			<u>80,307.51</u>

EXHIBIT F

Profit and Loss Statement for 2013 (year)
(due April 30 of the following year)

Concessionaire: Cape Leisure Corporation Park: Homosassa Springs Wildlife State Park

Services	Gross Sales	Less Commissions Paid	Less Cost of Goods Sold	Less Operating Expenses	Less Taxes	Net Profit/Loss
1. Food	<u>404,269.47</u>					<u>404,269.47</u>
Comments:						
2. Retail	<u>534,198.24</u>					<u>534,198.24</u>
Comments:						
3. Pepper Creek Terrace	<u>11,786.80</u>					<u>11,786.80</u>
Comments:						
4. Vending	<u>7,493.37</u>					<u>7,493.37</u>
Comments:						

Add a second page, as needed, to provide an inclusive list of services, including revenue from subcontractors.

Comments: Expenses reflected as totals, as CLC does not utilize revenue center cost accounting. Operating Expenses include corporate overhead allocation. Allocations for depreciation and tax not included.

5. Totals: 957,747.88 99,028.48 374,967.31 464,356.11 - 19,395.98

Prepared by: Daniel LeBlanc

Capacity: President

Date Submitted: 4/24/2014

CERTIFICATION: I certify that this annual profit and loss statement is true and correct and is based upon actual gross receipts for the period covered and recorded in the accounting records available for review/audit by the department.

Signature of Concessionaire:  Date: 4/24/2014

Return the form to Park Manager.

EXHIBIT F

Profit and Loss Statement for 2014 (year)
(due April 30 of the following year)

Concessionaire: Cape Leisure Corporation Park: Homosassa Springs Wildlife State Park

Services	Gross Sales	Less Commissions Paid	Less Cost of Goods Sold	Less Operating Expenses	Less Taxes	Net Profit/Loss
1. Food	<u>438,099.00</u>					<u>438,099.00</u>
Comments:						
2. Retail	<u>582,328.00</u>					<u>582,328.00</u>
Comments:						
3. Pepper Creek Terrace	<u>14,886.00</u>					<u>14,886.00</u>
Comments:						
4. Vending	<u>6,577.00</u>					<u>6,577.00</u>
Comments:						

Add a second page, as needed, to provide an inclusive list of services, including revenue from subcontractors.

Comments: Expenses reflected as totals, as CLC does not utilize revenue center cost accounting. Operating Expenses include corporate overhead allocation. Allocations for depreciation and tax not included.

5. Totals: 1,041,890.00 115,999.00 338,304.00 503,847.00 - 83,740.00

Prepared by: Daniel LeBlanc

Capacity: President

Date Submitted: 4/14/2015

CERTIFICATION: I certify that this annual profit and loss statement is true and correct and is based upon actual gross receipts for the period covered and recorded in the accounting records available for review/audit by the department.

Signature of Concessionaire:  Date: 4/14/2015

Return the form to Park Manager.

EXHIBIT F

Profit and Loss Statement for 2015 (year)
(due April 30 of the following year)

Concessionaire: Cape Leisure Corporation Park: Homosassa Springs Wildlife State Park

Services	Gross Sales	Less Commissions Paid	Less Cost of Goods Sold	Less Operating Expenses	Less Taxes	Net Profit/Loss
1. Food	<u>510,741.22</u>					<u>510,741.22</u>
Comments:						
2. Retail	<u>656,133.67</u>					<u>656,133.67</u>
Comments:						
3. Pepper Creek Terrace	<u>15,173.90</u>					<u>15,173.90</u>
Comments:						
4. Vending	<u>6,064.15</u>					<u>6,064.15</u>
Comments:						

Add a second page, as needed, to provide an inclusive list of services, including revenue from subcontractors.

Comments: Expenses reflected as totals, as CLC does not utilize revenue center cost accounting. Operating Expenses include corporate overhead allocation. Allocations for depreciation and tax not included.

5. Totals:	<u>1,188,112.94</u>	<u>143,668.35</u>	<u>419,315.20</u>	<u>539,578.78</u>	<u>-</u>	<u>85,550.61</u>
------------	---------------------	-------------------	-------------------	-------------------	----------	------------------

Prepared by: Daniel LeBlanc

Capacity: President

Date Submitted: 4/29/2016

CERTIFICATION: I certify that this annual profit and loss statement is true and correct and is based upon actual gross receipts for the period covered and recorded in the accounting records available for review/audit by the department.

Signature of Concessionaire:  Date: 4/29/2016

Return the form to Park Manager.

EXHIBIT E
Profit and Loss Statement for 2016 (year)
 (due April 30 of the following year)

Concessionaire:

Cape Leisure Homosassa, LLC

Park: Homosassa Springs Wildlife State Park

Services	Gross Sales	Less Commissions Paid	Less Cost of Goods Sold	Less Operating Expenses	Less Taxes	Net Profit/Loss
1. Food	<u>524,570.64</u>					<u>524,570.64</u>
Comments:						
2. Retail	<u>704,824.69</u>					<u>704,824.69</u>
Comments:						
3. Pepper Creek Terrace	<u>9,900.95</u>					<u>9,900.95</u>
Comments:						
4. Vending	<u>5,666.51</u>					<u>5,666.51</u>
Comments:						

Add a second page, as needed, to provide an inclusive list of services, including revenue from subcontractors.

Comments: Expenses reflected as totals, as CLC does not utilize revenue center cost accounting. Operating Expenses include corporate overhead allocation. Allocations for tax not included.

5.	Totals:	<u>1,244,962.79</u>	<u>161,845.16</u>	<u>410,304.49</u>	<u>563,567.88</u>	<u>-</u>	<u>109,245.26</u>
----	---------	---------------------	-------------------	-------------------	-------------------	----------	-------------------

Prepared by: Daniel LeBlanc

Capacity: President

Date Submitted: 4/29/2017

CERTIFICATION: I certify that this annual profit and loss statement is true and correct and is based upon actual gross receipts for the period covered and recorded in the accounting records available for review/audit by the department.

Signature of Concessionaire:  Date: 4/29/2017

Return the form to Park Manager.

EXHIBIT E

Profit and Loss Statement for 2017 (year)
(due April 30 of the following year)

Concessionaire: Cape Leisure Homosassa, LLC Park: Homosassa Springs Wildlife State Park

Services	Gross Sales	Less Commissions Paid	Less Cost of Goods Sold	Less Operating Expenses	Less Taxes	Net Profit/Loss
1. Food	<u>484,418.70</u>					<u>484,418.70</u>
Comments:						
2. Retail	<u>644,291.99</u>					<u>644,291.99</u>
Comments:						
3. Pepper Creek Terrace	<u>12,465.20</u>					<u>12,465.20</u>
Comments:						
4. Vending	<u>4,278.91</u>					<u>4,278.91</u>
Comments:						

Add a second page, as needed, to provide an inclusive list of services, including revenue from subcontractors.

Comments: Expenses reflected as totals, as CLC does not utilize revenue center cost accounting. Operating Expenses include corporate overhead allocation and depreciation. Allocations for tax not included.

5. Totals:	<u>1,145,454.80</u>	<u>159,866.86</u>	<u>413,478.15</u>	<u>701,027.81</u>	<u>-</u>	<u>(128,918.02)</u>
------------	---------------------	-------------------	-------------------	-------------------	----------	---------------------

Prepared by: Daniel LeBlanc

Capacity: President

Date Submitted: 4/25/2018

CERTIFICATION: I certify that this annual profit and loss statement is true and correct and is based upon actual gross receipts for the period covered and recorded in the accounting records available for review/audit by the department.

Signature of Concessionaire:  Date: 4/25/2018

Return the form to Park Manager.

EXHIBIT E

Profit and Loss Statement for 2018 (year)
(due April 30 of the following year)

Concessionaire: Cape Leisure Homosassa, LLC Park: Homosassa Springs Wildlife State Park

Services	Gross Sales	Less Commissions Paid	Less Cost of Goods Sold	Less Operating Expenses	Less Taxes	Net Profit/Loss
1. Food	<u>449,483.22</u>					<u>449,483.22</u>
Comments:						
2. Retail	<u>505,409.08</u>					<u>505,409.08</u>
Comments:						
3. Pepper Creek Terrace	<u>15,904.36</u>					<u>15,904.36</u>
Comments:						
4. Interactive Camp	<u>5,325.00</u>					<u>5,325.00</u>
Comments:						

Add a second page, as needed, to provide an inclusive list of services, including revenue from subcontractors.

Comments: Expenses reflected as totals, as CLC does not utilize revenue center cost accounting. Operating Expenses include corporate overhead allocation and depreciation. Allocations for tax not included.


5. Totals: 976,121.66 136,657.03 279,649.26 604,183.54 - (44,368.17)

Prepared by: Daniel LeBlanc

Capacity: President

Date Submitted: 4/29/2019

CERTIFICATION: I certify that this annual profit and loss statement is true and correct and is based upon actual gross receipts for the period covered and recorded in the accounting records available for review/audit by the department.

Signature of Concessionaire:  Date: 4/29/2019

Return the form to Park Manager.