

MONTHLY REPORT OF CONCESSION GROSS SALES
 (DUE BY THE 15TH DAY OF FOLLOWING MONTH)

ENTERED
 Rev'd 2/14

PARK: BLUE SPRINGS STATE PARK
 DATE: 2/7/2017
 CONCESSIONAIRE NAME: BLUE SPRINGS ENTERPRISES, INC.
 PERIOD COVERED:
 FROM: 1/1/17 THRU 1/31/17

POINT OF SALE/LOCATION OF CASH RECEIPT SUBTOTAL	GROSS SALES
OVER THE COUNTER – TAXABLE	\$ 112069.92
OVER THE COUNTER – NON TAXABLE	\$ 5713.68
LOCKER RENTAL INCOME	\$ 00.00
VENDING MACHINE INCOME	\$ 3072.90
WASHERS & DRYERS	\$ 298.50
SWIM RENTAL INCOME	\$ 00.0000
TOTAL GROSS SALES:	\$ 121155.00
MONTHLY COMMISSION: LEVEL FEE 16% OF GROSS USE TAX: 6% OF MONTHLY COMMISSION	\$ 19384.80
OTHER PAYMENTS: LOT RENTAL: \$100.00 REFUSE SVC: \$150.00 3- VENDING MACHINE: 45.00 WASHER & DRYER-50.00	\$345.00
TOTAL PAYABLE:	\$ 19729.80

100 Lot
 245 Vending

CERTIFICATION: I CERTIFY THAT THIS MONTHLY GROSS SALES STATEMENT IS TRUE AND CORRECT AND IS BASED UPON ACTUAL GROSS RECEIPTS FOR THE PERIOD COVERED AND RECORDED IN THE ACCOUNTING RECORDS.

Wayne B. Price 2/14/17
 SIGNATURE OF CONCESSIONAIRE DATE:
Jackie Price 2/7/17
 SIGNATURE OF ACCOUNTANT DATE:
Price Financial
 ACCOUNTANT NAME

Amended Monthly Commission Statement

EXHIBIT D

Monthly Reoprt Of Concessionaire's Total Gross Sales

(Due by the 20th of each month following the month Gross Sales were collected)

Park: Blue Spring State Park Date: 7/14/2017Concessionaire Name : Discover Florida ExcursionsPeriod Covered : From : 1/1/2017 To 1/31/2017**Gross Sales**Sales Location(s) Tour Boat Ticket Booth \$ \$64,968.00Sales Location(s) Paddle Sports Shed +\$ \$12,357.00Subcontractor(s) None +\$ 0

Subcontractor is defined in paragraph 11 of this Agreement. If there are mulitple subcontractors, please include the total gross sales for all subcontractors on this line; and list the name and total gross sales of each subcontractor on an attached second sheet.

Total Taxes Collected: -\$ 4,682.01Total Funds from Concessionaire Employee Food Consumption: -\$ 0Total Customer Refunds: 12 # of Refunds -\$ \$629.00**Total Gross Sales** =\$ \$72,013.99**Monthly Compensation**Monthly Commission (15% rate x Total Gross Sales) '\$ \$10,802.10Sales Use Tax (0% rate x Monthly Commission) +\$ 0Sales Use Tax Exempt Amount (enter \$0.00 if not exempt) -\$ Monthly Vending Machine Fee: 0 # of Machines +\$ 0Monthly Utility Fee(s) to Park +\$ 0Other Payments (identify) Previously Paid +\$ (10,713.51)**Total Monthly Compensation Due:** =\$ \$88.59**Capitla Improvements Spending**Monthly Spending \$ -Total Spending, Year To Date \$ -

ENTERED
03/15/17

MONTHLY REPORT OF CONCESSION GROSS SALES
(DUE BY THE 15TH DAY OF FOLLOWING MONTH)

PARK: BLUE SPRINGS STATE PARK

DATE: 3/6/17



CONCESSIONAIRE NAME: BLUE SPRINGS ENTERPRISES, INC.

PERIOD COVERED:

FROM: 2/1/17 THRU 2/28/17

POINT OF SALE/LOCATION OF CASH RECEIPT SUBTOTAL	GROSS SALES
OVER THE COUNTER – TAXABLE	\$ 94904.48
OVER THE COUNTER – NON TAXABLE	\$ 6142.43
LOCKER RENTAL INCOME	\$ 00.00
VENDING MACHINE INCOME	\$ 3564.40
WASHERS & DRYERS	\$ 495.00
SWIM RENTAL INCOME	\$ 00.0000
TOTAL GROSS SALES:	\$ 105106.31
MONTHLY COMMISSION: LEVEL FEE 16% OF GROSS USE TAX: 6% OF MONTHLY COMMISSION	\$ 16817.00
OTHER PAYMENTS: LOT RENTAL: \$100.00 REFUSE SVC: \$150.00 3- VENDING MACHINE: 45.00 WASHER & DRYER-50.00	\$345.00
TOTAL PAYABLE:	\$ 17162.00

CERTIFICATION: I CERTIFY THAT THIS MONTHLY GROSS SALES STATEMENT IS TRUE AND CORRECT AND IS BASED UPON ACTUAL GROSS RECEIPTS FOR THE PERIOD COVERED AND RECORDED IN THE ACCOUNTING RECORDS.

	3/12/17
SIGNATURE OF CONCESSIONAIRE	DATE:
	3/6/17
SIGNATURE OF ACCOUNTANT	DATE:
J. Price Financial	
ACCOUNTANT NAME	

Amended Monthly Commission Statement

EXHIBIT D

Monthly Reoprt Of Concessionaire's Total Gross Sales

(Due by the 20th of each month following the month Gross Sales were collected)

Park: Blue Spring State Park Date: 7/14/2017Concessionaire Name : Discover Florida ExcursionsPeriod Covered : From : 2/1/2017 To 2/28/2017**Gross Sales**Sales Location(s) Tour Boat Ticket Booth \$ \$89,806.88Sales Location(s) Paddle Sports Shed +\$ \$15,179.00Subcontractor(s) None +\$ 0

Subcontractor is defined in paragraph 11 of this Agreement. If there are multiple subcontractors, please include the total gross sales for all subcontractors on this line; and list the name and total gross sales of each subcontractor on an attached second sheet.

Total Taxes Collected: -\$ 6,213.53Total Funds from Concessionaire Employee Food Consumption: \$ 0Total Customer Refunds: 34 # of Refunds -\$ \$1,404.00**Total Gross Sales** =\$ \$97,368.35**Monthly Compensation**Monthly Commission (15% rate x Total Gross Sales) '\$ \$14,605.25Sales Use Tax (0% rate x Monthly Commission) +\$ 0Sales Use Tax Exempt Amount (enter \$0.00 if not exempt) -\$ Monthly Vending Machine Fee: 0 # of Machines +\$ 0Monthly Utility Fee(s) to Park +\$ 0Other Payments (identify) Previously Paid +\$ (14,407.50)**Total Monthly Compensation Due:** =\$ \$197.75**Captial Improvements Spending**Monthly Spending \$ -Total Spending, Year To Date \$ -

MONTHLY REPORT OF CONCESSION GROSS SALES
(DUE BY THE 15TH DAY OF FOLLOWING MONTH)

PARK: BLUE SPRINGS STATE PARK
DATE: 4/10/17
CONCESSIONAIRE NAME: BLUE SPRINGS ENTERPRISES, INC.
PERIOD COVERED:
FROM: 3/1/17 THRU 3/31/17

POINT OF SALE/LOCATION OF CASH RECEIPT SUBTOTAL	GROSS SALES
OVER THE COUNTER – TAXABLE	\$ 76215.09
OVER THE COUNTER – NON TAXABLE	\$ 4792.11
LOCKER RENTAL INCOME	\$ 272.09
VENDING MACHINE INCOME	\$ 2612.75
WASHERS & DRYERS	\$ 470.75
SWIM RENTAL INCOME	\$ 3417.89
TOTAL GROSS SALES:	\$ 87780.68
MONTHLY COMMISSION: LEVEL FEE 16% OF GROSS USE TAX: 6% OF MONTHLY COMMISSION	\$ 14044.90
OTHER PAYMENTS: LOT RENTAL: \$100.00 REFUSE SVC: \$150.00 3- VENDING MACHINE: 45.00 WASHER & DRYER-50.00	\$345.00
TOTAL PAYABLE:	\$ 14389.90

CERTIFICATION: I CERTIFY THAT THIS MONTHLY GROSS SALES STATEMENT IS TRUE AND CORRECT AND IS BASED UPON ACTUAL GROSS RECEIPTS FOR THE PERIOD COVERED AND RECORDED IN THE ACCOUNTING RECORDS.

Wayne B. Johns 4/12/17
SIGNATURE OF CONCESSIONAIRE DATE:
Jackie P. [Signature] 4/10/17
SIGNATURE OF ACCOUNTANT DATE:
J Price Financial
ACCOUNTANT NAME

Amended Monthly Commission Statement

EXHIBIT D

Monthly Reoprt Of Concessionaire's Total Gross Sales

(Due by the 20th of each month following the month Gross Sales were collected)

Park: Blue Spring State Park Date: 7/14/2017Concessionaire Name : Discover Florida ExcursionsPeriod Covered : From : 3/1/2017 To 3/31/2017**Gross Sales**Sales Location(s) Tour Boat Ticket Booth \$ \$70,470.00Sales Location(s) Paddle Sports Shed +\$ \$17,645.00Subcontractor(s) None +\$ 0

Subcontractor is defined in paragraph 11 of this Agreement. If there are mulitple subcontractors, please include the total gross sales for all subcontractors on this line; and list the name and total gross sales of each subcontractor on an attached second sheet.

Total Taxes Collected: -\$ 5,364.34Total Funds from Concessionaire Employee Food Consumption: -\$ 0Total Customer Refunds: 6 # of Refunds -\$ \$222.00**Total Gross Sales** =\$ \$82,528.66**Monthly Compensation**Monthly Commission (15% rate x Total Gross Sales) '\$ \$12,379.30Sales Use Tax (0% rate x Monthly Commission) +\$ 0Sales Use Tax Exempt Amount (enter \$0.00 if not exempt) -\$ Monthly Vending Machine Fee: 0 # of Machines +\$ 0Monthly Utility Fee(s) to Park +\$ 0Other Payments (identify) Previously Paid +\$ (12,348.03)**Total Monthly Compensation Due:** =\$ \$31.27**Captial Improvements Spending**Monthly Spending \$ -Total Spending, Year To Date \$ -



MONTHLY REPORT OF CONCESSION GROSS SALES
(DUE BY THE 15TH DAY OF FOLLOWING MONTH)

PARK: BLUE SPRINGS STATE PARK

DATE: 5/10/17

CONCESSIONAIRE NAME: BLUE SPRINGS ENTERPRISES, INC.

PERIOD COVERED:

FROM: 4/1/17 THRU 4/30/17

POINT OF SALE/LOCATION OF CASH RECEIPT	GROSS SALES
SUBTOTAL	
OVER THE COUNTER – TAXABLE	\$ 49743.32
OVER THE COUNTER – NON TAXABLE	\$ 5075.27
LOCKER RENTAL INCOME	\$ 1280.95
VENDING MACHINE INCOME	\$ 1762.10
WASHERS & DRYERS	\$ 260.00
SWIM RENTAL INCOME	\$ 16294.25
TOTAL GROSS SALES:	\$ 74415.89
MONTHLY COMMISSION: LEVEL FEE 16% OF GROSS	\$ 11906.54
USE TAX: 6% OF MONTHLY COMMISSION	
OTHER PAYMENTS: LOT RENTAL: \$100.00	
REFUSE SVC: \$150.00	\$345.00
3- VENDING MACHINE: 45.00	
WASHER & DRYER-50.00	
TOTAL PAYABLE:	\$ 12251.54

Lot 100
Vending 245

CERTIFICATION: I CERTIFY THAT THIS MONTHLY GROSS SALES STATEMENT IS TRUE AND CORRECT AND IS BASED UPON ACTUAL GROSS RECEIPTS FOR THE PERIOD COVERED AND RECORDED IN THE ACCOUNTING RECORDS.

Wayne B. Price *5/12/17*
SIGNATURE OF CONCESSIONAIRE DATE:

Jackie Price *4/10/17*
SIGNATURE OF ACCOUNTANT DATE:

J Price Financial
ACCOUNTANT NAME

RECEIVED
05/15/17

EXHIBIT D

Monthly Report Of Concessionaire's Total Gross Sales
(Due by the 20th of each month following the month Gross Sales were collected)

Park: Blue Spring State Park Date: 5/13/2017

Concessionaire Name : Discover Florida Excursions

Period Covered : From : 4/1/2017 To 4/30/2017

Gross Sales

Sales Location(s) Tour Boat Ticket Booth \$ \$36,850.00

Sales Location(s) Paddle Sports Shed +\$ \$20,486.00

Subcontractor(s) None +\$ 0

Subcontractor is defined in paragraph 11 of this Agreement. If there are multiple subcontractors, please include the total gross sales for all subcontractors on this line; and list the name and total gross sales of each subcontractor on an attached second sheet.

Total Taxes Collected: -\$ 3,377.51

Total Funds from Concessionaire Employee Food Consumption: -\$ 0

Total Customer Refunds: 4 # of Refunds -\$ 557.00

Total Gross Sales = \$ \$53,401.49

Monthly Compensation

Monthly Commission (15% rate x Total Gross Sales) '\$ \$8,010.22

Sales Use Tax (0% rate x Monthly Commission) +\$ 0

Sales Use Tax Exempt Amount (enter \$0.00 if not exempt) -\$

Monthly Vending Machine Fee: 0 # of Machines +\$ 0

Monthly Utility Fee(s) to Park +\$ 0

Other Payments (identify) +\$

Total Monthly Compensation Due: = \$ \$8,010.22

Capital Improvements Spending

Monthly Spending \$ -

Total Spending, Year To Date \$ -

MONTHLY REPORT OF CONCESSION GROSS SALES
(DUE BY THE 15TH DAY OF FOLLOWING MONTH)

RECEIVED
06/09/17

PARK: BLUE SPRINGS STATE PARK
DATE: 6/5/17
CONCESSIONAIRE NAME: BLUE SPRINGS ENTERPRISES, INC.
PERIOD COVERED:
FROM: 5/1/17 THRU 5/31/17

POINT OF SALE/LOCATION OF CASH RECEIPT SUBTOTAL	GROSS SALES
OVER THE COUNTER – TAXABLE	\$ 42999.64
OVER THE COUNTER – NON TAXABLE	\$ 4556.34
LOCKER RENTAL INCOME	\$ 1406.25
VENDING MACHINE INCOME	\$ 1629.51
WASHERS & DRYERS	\$ 155.00
SWIM RENTAL INCOME	\$ 15119.42
TOTAL GROSS SALES:	\$ 65866.16
MONTHLY COMMISSION: LEVEL FEE 16% OF GROSS USE TAX: 6% OF MONTHLY COMMISSION	\$ 10538.58
OTHER PAYMENTS: LOT RENTAL: \$100.00 REFUSE SVC: \$150.00 3- VENDING MACHINE: 45.00 WASHER & DRYER-50.00	\$345.00
TOTAL PAYABLE:	\$ 10883.58

Lot 100
Vending 245

CERTIFICATION: I CERTIFY THAT THIS MONTHLY GROSS SALES STATEMENT IS TRUE AND CORRECT AND IS BASED UPON ACTUAL GROSS RECEIPTS FOR THE PERIOD COVERED AND RECORDED IN THE ACCOUNTING RECORDS.

Wayne B. Johns 6/8/17
SIGNATURE OF CONCESSIONAIRE DATE:
Jade Peun 6/5/17
SIGNATURE OF ACCOUNTANT DATE:
Patricia Financial
ACCOUNTANT NAME



EXHIBIT D

Monthly Reoprt Of Concessionaire's Total Gross Sales
(Due by the 20th of each month following the month Gross Sales were collected)

Park: Blue Spring State Park Date: 6/14/2017

Concessionaire Name : Discover Florida Excursions

Period Covered : From : 5/1/2017 To 5/1/2017

Gross Sales

Sales Location(s) Tour Boat Ticket Booth \$ \$22,651.00

Sales Location(s) Paddle Sports Shed +\$ \$14,466.00

Subcontractor(s) None +\$ 0

Subcontractor is defined in paragraph 11 of this Agreement. If there are mulitple subcontractors, please include the total gross sales for all subcontractors on this line; and list the name and total gross sales of each subcontractor on an attached second sheet.

Total Taxes Collected: -\$ 2,210.42

Total Funds from Concessionaire Employee Food Consumption: -\$ 0

Total Customer Refunds: 4 # of Refunds -\$ \$100.00

Total Gross Sales =\$ \$34,806.58

Monthly Compensation

Monthly Commission (15% rate x Total Gross Sales) '\$ \$5,220.99

Sales Use Tax (0% rate x Monthly Commission) +\$ 0

Sales Use Tax Exempt Amount (enter \$0.00 if not exempt) -\$

Monthly Vending Machine Fee: 0 # of Machines +\$ 0

Monthly Utility Fee(s) to Park +\$ 0

Other Payments (identify) +\$

Total Monthly Compensation Due: =\$ \$5,220.99

Capitail Improvements Spending

Monthly Spending \$ -

Total Spending, Year To Date \$ -

MONTHLY REPORT OF CONCESSION GROSS SALES
(DUE BY THE 15TH DAY OF FOLLOWING MONTH)

RECEIVED
07/03/17

PARK: BLUE SPRINGS STATE PARK

DATE: 7/2/17

CONCESSIONAIRE NAME: BLUE SPRINGS ENTERPRISES, INC.

PERIOD COVERED:

FROM: 6/1/17 THRU 6/30/17

POINT OF SALE/LOCATION OF CASH RECEIPT SUBTOTAL	GROSS SALES
OVER THE COUNTER – TAXABLE	\$ 46344.94
OVER THE COUNTER – NON TAXABLE	\$ 4420.78
LOCKER RENTAL INCOME	\$ 1707.31
VENDING MACHINE INCOME	\$ 1122.60
WASHERS & DRYERS	\$ 188.00
SWIM RENTAL INCOME	\$ 20599.92
TOTAL GROSS SALES:	\$ 74383.55
MONTHLY COMMISSION: LEVEL FEE 16% OF GROSS USE TAX: 6% OF MONTHLY COMMISSION	\$ 11901.37
OTHER PAYMENTS: LOT RENTAL: \$100.00 REFUSE SVC: \$150.00 3- VENDING MACHINE: 45.00 WASHER & DRYER-50.00	\$345.00
TOTAL PAYABLE:	\$ 12246.37

CERTIFICATION: I CERTIFY THAT THIS MONTHLY GROSS SALES STATEMENT IS TRUE AND CORRECT AND IS BASED UPON ACTUAL GROSS RECEIPTS FOR THE PERIOD COVERED AND RECORDED IN THE ACCOUNTING RECORDS.

Wayne B. Johns
SIGNATURE OF CONCESSIONAIRE

7/7/17
DATE:

Jackie Deen
SIGNATURE OF ACCOUNTANT

7/2/17
DATE:

J. Deen Financial
ACCOUNTANT NAME



EXHIBIT D

Monthly Reoprt Of Concessionaire's Total Gross Sales
(Due by the 20th of each month following the month Gross Sales were collected)

Park: Blue Spring State Park Date: 7/13/2017

Concessionaire Name : Discover Florida Excursions

Period Covered : From : 6/1/2017 To 6/30/2017

Gross Sales

Sales Location(s) Tour Boat Ticket Booth \$ \$16,309.50

Sales Location(s) Paddle Sports Shed +\$ \$13,348.00

Subcontractor(s) None +\$ 0

Subcontractor is defined in paragraph 11 of this Agreement. If there are mulitple subcontractors, please include the total gross sales for all subcontractors on this line; and list the name and total gross sales of each subcontractor on an attached second sheet.

Total Taxes Collected: -\$ 1,739.36

Total Funds from Concessionaire Employee Food Consumption: \$ 0

Total Customer Refunds: 1 # of Refunds -\$ \$50.00

Total Gross Sales = \$ \$27,868.14

Monthly Compensation

Monthly Commission (15% rate x Total Gross Sales) '\$ \$4,180.22

Sales Use Tax (0% rate x Monthly Commission) +\$ 0

Sales Use Tax Exempt Amount (enter \$0.00 if not exempt) -\$

Monthly Vending Machine Fee: 0 # of Machines +\$ 0

Monthly Utility Fee(s) to Park +\$ 0

Other Payments (identify) +\$

Total Monthly Compensation Due: = \$ \$4,180.22

Captial Improvements Spending

Monthly Spending \$ -

Total Spending, Year To Date \$ -

MONTHLY REPORT OF CONCESSION GROSS SALES
(DUE BY THE 15TH DAY OF FOLLOWING MONTH)

RECEIVED
8/7/17

PARK: BLUE SPRINGS STATE PARK
DATE: 8/7/17
CONCESSIONAIRE NAME: BLUE SPRINGS ENTERPRISES, INC.
PERIOD COVERED:
FROM: 7/1/17 THRU 7/31/17

POINT OF SALE/LOCATION OF CASH RECEIPT SUBTOTAL	GROSS SALES
OVER THE COUNTER – TAXABLE	\$ 74646.92
OVER THE COUNTER – NON TAXABLE	\$ 5942.46
LOCKER RENTAL INCOME	\$ 2939.64
VENDING MACHINE INCOME	\$ 1689.48
WASHERS & DRYERS	\$ 237.00
SWIM RENTAL INCOME	\$ 35213.97
TOTAL GROSS SALES:	\$ 120669.47
MONTHLY COMMISSION: LEVEL FEE 16% OF GROSS USE TAX: 6% OF MONTHLY COMMISSION	\$ 19301.11
OTHER PAYMENTS: LOT RENTAL: \$100.00 REFUSE SVC: \$150.00 3- VENDING MACHINE: 45.00 WASHER & DRYER-50.00	\$345.00
TOTAL PAYABLE:	\$ 19646.11

19301.11
Lot Rental 100.00
19401.11
Refuse, Vending, Utility 245.00

CERTIFICATION: I CERTIFY THAT THIS MONTHLY GROSS SALES STATEMENT IS TRUE AND CORRECT AND IS BASED UPON ACTUAL GROSS RECEIPTS FOR THE PERIOD COVERED AND RECORDED IN THE ACCOUNTING RECORDS.

Wayne B. Johns 08-09-17
SIGNATURE OF CONCESSIONAIRE DATE:
[Signature] 8/7/17
SIGNATURE OF ACCOUNTANT DATE:
[Signature]
ACCOUNTANT NAME




EXHIBIT D

Monthly Reoprt Of Concessionaire's Total Gross Sales
(Due by the 20th of each month following the month Gross Sales were collected)

Park: Blue Spring State Park Date: 8/10/2017

Concessionaire Name : Discover Florida Excursions

Period Covered : From : 7/1/2017 To 7/31/2017

Gross Sales

Sales Location(s) Tour Boat Ticket Booth \$ \$17,482.00

Sales Location(s) Paddle Sports Shed +\$ \$14,720.00

Subcontractor(s) None +\$ 0

Subcontractor is defined in paragraph 11 of this Agreement. If there are mulitple subcontractors, please include the total gross sales for all subcontractors on this line; and list the name and total gross sales of each subcontractor on an attached second sheet.

Total Taxes Collected: -\$ 1,810.42

Total Funds from Concessionaire Employee Food Consumption: \$ 0

Total Customer Refunds: 2 # of Refunds -\$ \$143.00

Total Gross Sales = \$ \$30,248.58

Monthly Compensation

Monthly Commission (16% rate x Total Gross Sales) '\$ \$4,839.77

Sales Use Tax (0% rate x Monthly Commission) +\$ 0

Sales Use Tax Exempt Amount (enter \$0.00 if not exempt) -\$

Monthly Vending Machine Fee: 0 # of Machines +\$ 0

Monthly Utility Fee(s) to Park +\$ 0

Other Payments (identify) +\$

Total Monthly Compensation Due: = \$ \$4,839.77

Capitil Improvements Spending

Monthly Spending \$ -

Total Spending, Year To Date \$ -

MONTHLY REPORT OF CONCESSION GROSS SALES
(DUE BY THE 15TH DAY OF FOLLOWING MONTH)

RECEIVED
9/12/17

PARK: BLUE SPRINGS STATE PARK
DATE: 9/12/17
CONCESSIONAIRE NAME: BLUE SPRINGS ENTERPRISES, INC.
PERIOD COVERED:
FROM: 8/1/17 THRU 8/31/17

POINT OF SALE/LOCATION OF CASH RECEIPT SUBTOTAL	GROSS SALES
OVER THE COUNTER – TAXABLE	\$ 51842.22
OVER THE COUNTER – NON TAXABLE	\$ 4767.04
LOCKER RENTAL INCOME	\$ 2269.25
VENDING MACHINE INCOME	\$ 988.50
WASHERS & DRYERS	\$ 159.25
SWIM RENTAL INCOME	\$ 25760.65
TOTAL GROSS SALES:	\$ 85786.91
MONTHLY COMMISSION: LEVEL FEE 16% OF GROSS USE TAX: 6% OF MONTHLY COMMISSION	\$ 13725.90
OTHER PAYMENTS: LOT RENTAL: \$100.00 REFUSE SVC: \$150.00 3- VENDING MACHINE: 45.00 WASHER & DRYER-50.00	\$345.00
TOTAL PAYABLE:	\$ 14070.90

\$ 100 Lot
\$ 245 Vending

CERTIFICATION: I CERTIFY THAT THIS MONTHLY GROSS SALES STATEMENT IS TRUE AND CORRECT AND IS BASED UPON ACTUAL GROSS RECEIPTS FOR THE PERIOD COVERED AND RECORDED IN THE ACCOUNTING RECORDS.

Steve B. Job 9/12/17
SIGNATURE OF CONCESSIONAIRE DATE:

Jackie P... 9/12/17
SIGNATURE OF ACCOUNTANT DATE:

J. Price
ACCOUNTANT NAME




EXHIBIT D

Monthly Reoprt Of Concessionaire's Total Gross Sales
(Due by the 20th of each month following the month Gross Sales were collected)

Park: Blue Spring State Park Date: 9/15/2017

Concessionaire Name : Discover Florida Excursions

Period Covered : From : 8/1/2017 To 8/31/2017

Gross Sales

Sales Location(s) Tour Boat Ticket Booth \$ \$13,096.15

Sales Location(s) Paddle Sports Shed +\$ \$12,140.00

Subcontractor(s) None +\$ 0

Subcontractor is defined in paragraph 11 of this Agreement. If there are mulitple subcontractors, please include the total gross sales for all subcontractors on this line; and list the name and total gross sales of each subcontractor on an attached second sheet.

Total Taxes Collected: -\$ 1,476.64

Total Funds from Concessionaire Employee Food Consumption: -\$ 0

Total Customer Refunds: 14 # of Refunds -\$ \$665.00

Total Gross Sales = \$ \$23,094.51

Monthly Compensation

Monthly Commission (15% rate x Total Gross Sales) \$ \$3,464.18

Sales Use Tax (0% rate x Monthly Commission) +\$ 0

Sales Use Tax Exempt Amount (enter \$0.00 if not exempt) -\$

Monthly Vending Machine Fee: 0 # of Machines +\$ 0

Monthly Utility Fee(s) to Park +\$ 0

Other Payments (identify) Overpayment July 2017 -\$ (302.48)

Total Monthly Compensation Due: = \$ \$3,161.70

Capitall Improvements Spending

Monthly Spending \$ 10,248.46

Total Spending, Year To Date \$ 10,248.46

MONTHLY REPORT OF CONCESSION GROSS SALES
 (DUE BY THE 15TH DAY OF FOLLOWING MONTH)



PARK: BLUE SPRINGS STATE PARK
 DATE: 10/10/17
 CONCESSIONAIRE NAME: BLUE SPRINGS ENTERPRISES, INC.
 PERIOD COVERED:
 FROM: 9/1/17 THRU 9/31/17

POINT OF SALE/LOCATION OF CASH RECEIPT SUBTOTAL	GROSS SALES
OVER THE COUNTER – TAXABLE	\$ 11585.30
OVER THE COUNTER – NON TAXABLE	\$ 992.44
LOCKER RENTAL INCOME	\$ 332.86
VENDING MACHINE INCOME	\$ 183.10
WASHERS & DRYERS	\$ 17.00
SWIM RENTAL INCOME	\$ 4917.17
TOTAL GROSS SALES:	\$ 18027.87
MONTHLY COMMISSION: LEVEL FEE 16% OF GROSS USE TAX: 6% OF MONTHLY COMMISSION	\$ 2884.46
OTHER PAYMENTS: LOT RENTAL: \$100.00 REFUSE SVC: \$150.00 3- VENDING MACHINE: 45.00 WASHER & DRYER-50.00	\$345.00
TOTAL PAYABLE:	\$ 3229.46

CERTIFICATION: I CERTIFY THAT THIS MONTHLY GROSS SALES STATEMENT IS TRUE AND CORRECT AND IS BASED UPON ACTUAL GROSS RECEIPTS FOR THE PERIOD COVERED AND RECORDED IN THE ACCOUNTING RECORDS.

<i>[Signature]</i>	10/14/17
SIGNATURE OF CONCESSIONAIRE	DATE:
<i>[Signature]</i>	10/10/17
SIGNATURE OF ACCOUNTANT	DATE:

ACCOUNTANT NAME



EXHIBIT D

Monthly Reoprt Of Concessionaire's Total Gross Sales
(Due by the 20th of each month following the month Gross Sales were collected)

Park: Blue Spring State Park Date: 10/12/2017

Concessionaire Name : Discover Florida Excursions

Period Covered : From : 9/1/2017 To 9/30/2017

Gross Sales

Sales Location(s) Tour Boat Ticket Booth \$ \$5,413.50

Sales Location(s) Paddle Sports Shed +\$ \$2,259.00

Subcontractor(s) None +\$ 0

Subcontractor is defined in paragraph 11 of this Agreement. If there are multiple subcontractors, please include the total gross sales for all subcontractors on this line; and list the name and total gross sales of each subcontractor on an attached second sheet.

Total Taxes Collected: -\$ 468.27

Total Funds from Concessionaire Employee Food Consumption: -\$ 0

Total Customer Refunds: 0 # of Refunds -\$ \$0.00

Total Gross Sales =\$ \$7,204.23

Monthly Compensation

Monthly Commission (15% rate x Total Gross Sales) '\$ \$1,080.63

Sales Use Tax (0% rate x Monthly Commission) +\$ 0

Sales Use Tax Exempt Amount (enter \$0.00 if not exempt) -\$

Monthly Vending Machine Fee: 0 # of Machines +\$ 0

Monthly Utility Fee(s) to Park +\$ 0

Other Payments (identify) Overpayment July 2017 -\$

Total Monthly Compensation Due: =\$ \$1,080.63

Capitla Improvements Spending

Monthly Spending \$

Total Spending, Year To Date \$ 10,248.46

MONTHLY REPORT OF CONCESSION GROSS SALES
(DUE BY THE 15TH DAY OF FOLLOWING MONTH)

PARK: BLUE SPRINGS STATE PARK
DATE: 11/6/17
CONCESSIONAIRE NAME: BLUE SPRINGS ENTERPRISES, INC.
PERIOD COVERED:
FROM: 10/1/17 THRU 10/31/17



POINT OF SALE/LOCATION OF CASH RECEIPT	GROSS SALES
SUBTOTAL	
OVER THE COUNTER – TAXABLE	\$ 8978.12
OVER THE COUNTER – NON TAXABLE	\$ 1176.08
LOCKER RENTAL INCOME	\$ 000.00
VENDING MACHINE INCOME	\$ 551.57
WASHERS & DRYERS	\$ 52.00
SWIM RENTAL INCOME	\$ 000.00
TOTAL GROSS SALES:	\$ 10757.77
MONTHLY COMMISSION: LEVEL FEE 16% OF GROSS	\$ 1721.24
USE TAX: 6% OF MONTHLY COMMISSION	
OTHER PAYMENTS: LOT RENTAL: \$100.00	
REFUSE SVC: \$150.00	\$345.00
3- VENDING MACHINE: 45.00	
WASHER & DRYER-50.00	
TOTAL PAYABLE:	\$ 2066.24

CERTIFICATION: I CERTIFY THAT THIS MONTHLY GROSS SALES STATEMENT IS TRUE AND CORRECT AND IS BASED UPON ACTUAL GROSS RECEIPTS FOR THE PERIOD COVERED AND RECORDED IN THE ACCOUNTING RECORDS.

Wayne B. John 11/11/17
SIGNATURE OF CONCESSIONAIRE DATE:
Jackie Price 11/6/17
SIGNATURE OF ACCOUNTANT DATE:
J. Price Financial
ACCOUNTANT NAME



EXHIBIT D

Monthly Report Of Concessionaire's Total Gross Sales
(Due by the 20th of each month following the month Gross Sales were collected)

Park: Blue Spring State Park Date: 11/16/2017

Concessionaire Name : Discover Florida Excursions

Period Covered : From : 10/1/2017 To 10/31/2017

Gross Sales

Sales Location(s) Tour Boat Ticket Booth \$ \$14,664.67

Sales Location(s) Paddle Sports Shed +\$ \$0.00

Subcontractor(s) None +\$ 0

Subcontractor is defined in paragraph 11 of this Agreement. If there are multiple subcontractors, please include the total gross sales for all subcontractors on this line; and list the name and total gross sales of each subcontractor on an attached second sheet.

Total Taxes Collected: -\$ 869.08

Total Funds from Concessionaire Employee Food Consumption: \$ 0

Total Customer Refunds: 1 # of Refunds -\$ \$25.00

Total Gross Sales =\$ \$13,770.59

Monthly Compensation

Monthly Commission (15% rate x Total Gross Sales) '\$ \$2,065.59

Sales Use Tax (0% rate x Monthly Commission) +\$ 0

Sales Use Tax Exempt Amount (enter \$0.00 if not exempt) -\$

Monthly Vending Machine Fee: 0 # of Machines +\$ 0

Monthly Utility Fee(s) to Park +\$ 0

Other Payments (identify) -\$

Total Monthly Compensation Due: =\$ \$2,065.59

Capital Improvements Spending

Monthly Spending \$

Total Spending, Year To Date \$ 10,248.46

RECEIVED
12/8/17

MONTHLY REPORT OF CONCESSION GROSS SALES
(DUE BY THE 15TH DAY OF FOLLOWING MONTH)

PARK: BLUE SPRINGS STATE PARK
DATE: 12/8/17
CONCESSIONAIRE NAME: BLUE SPRINGS ENTERPRISES, INC.
PERIOD COVERED:
FROM: 11/1/17 THRU 11/30/17

POINT OF SALE/LOCATION OF CASH RECEIPT SUBTOTAL	GROSS SALES
OVER THE COUNTER – TAXABLE	\$ 27073.25
OVER THE COUNTER – NON TAXABLE	\$ 2081.29
LOCKER RENTAL INCOME	\$ 000.00
VENDING MACHINE INCOME	\$ 557.78
WASHERS & DRYERS	\$ 125.50
SWIM RENTAL INCOME	\$ 000.00
TOTAL GROSS SALES:	\$ 29837.82
MONTHLY COMMISSION: LEVEL FEE 16% OF GROSS USE TAX: 6% OF MONTHLY COMMISSION	\$ 4774.05
OTHER PAYMENTS: LOT RENTAL: \$100.00 REFUSE SVC: \$150.00 3- VENDING MACHINE: 45.00 WASHER & DRYER-50.00	\$345.00
TOTAL PAYABLE:	\$ 5119.05

+ 160 4266
 4874.05
 + 245 4267
 NTAX
 4266
 4267
 4266
 4267

CERTIFICATION: I CERTIFY THAT THIS MONTHLY GROSS SALES STATEMENT IS TRUE AND CORRECT AND IS BASED UPON ACTUAL GROSS RECEIPTS FOR THE PERIOD COVERED AND RECORDED IN THE ACCOUNTING RECORDS.

Wayne B Johns 12/13/17
 SIGNATURE OF CONCESSIONAIRE DATE:

Jacqui Price 12/8/17
 SIGNATURE OF ACCOUNTANT DATE:

J Price Financial
 ACCOUNTANT NAME



EXHIBIT D

Monthly Report Of Concessionaire's Total Gross Sales
(Due by the 20th of each month following the month Gross Sales were collected)

Park: Blue Spring State Park Date: 12/19/2017

Concessionaire Name : Discover Florida Excursions

Period Covered : From : 11/1/2017 To 11/30/2017

Gross Sales

Sales Location(s) Tour Boat Ticket Booth \$ \$30,209.47

Sales Location(s) Paddle Sports Shed +\$ \$0.00

Subcontractor(s) None +\$ 0

Subcontractor is defined in paragraph 11 of this Agreement. If there are multiple subcontractors, please include the total gross sales for all subcontractors on this line; and list the name and total gross sales of each subcontractor on an attached second sheet.

Total Taxes Collected: -\$ 1,815.41

Total Funds from Concessionaire Employee Food Consumption: -\$ 0

Total Customer Refunds: 0 # of Refunds -\$ \$0.00

Total Gross Sales = \$ \$28,394.06

Monthly Compensation

Monthly Commission (15% rate x Total Gross Sales) '\$ \$4,259.11

Sales Use Tax (0% rate x Monthly Commission) +\$ 0

Sales Use Tax Exempt Amount (enter \$0.00 if not exempt) -\$

Monthly Vending Machine Fee: 0 # of Machines +\$ 0

Monthly Utility Fee(s) to Park +\$ 0

Other Payments (identify) -\$

Total Monthly Compensation Due: = \$ \$4,259.11

Captial Improvements Spending

Monthly Spending \$

Total Spending, Year To Date \$ 10,248.46

MONTHLY REPORT OF CONCESSION GROSS SALES
(DUE BY THE 15TH DAY OF FOLLOWING MONTH)

RECEIVED
01/10/18

PARK: BLUE SPRINGS STATE PARK
DATE: 1/8/18
CONCESSIONAIRE NAME: BLUE SPRINGS ENTERPRISES, INC.
PERIOD COVERED:
FROM: 12/1/17 THRU 12/31/17

POINT OF SALE/LOCATION OF CASH RECEIPT SUBTOTAL	GROSS SALES
OVER THE COUNTER – TAXABLE	\$ 78365.43
OVER THE COUNTER – NON TAXABLE	\$ 5591.24
LOCKER RENTAL INCOME	\$ 000.00
VENDING MACHINE INCOME	\$ 1436.85
WASHERS & DRYERS	\$ 227.75
SWIM RENTAL INCOME	\$ 000.00
TOTAL GROSS SALES:	\$ 85621.27
MONTHLY COMMISSION: LEVEL FEE 16% OF GROSS USE TAX: 6% OF MONTHLY COMMISSION	\$ 13699.40
OTHER PAYMENTS: LOT RENTAL: \$100.00 REFUSE SVC: \$150.00 3- VENDING MACHINE: 45.00 WASHER & DRYER-50.00	\$345.00
TOTAL PAYABLE:	\$ 14044.40

100
13799.4
- 245

CERTIFICATION: I CERTIFY THAT THIS MONTHLY GROSS SALES STATEMENT IS TRUE AND CORRECT AND IS BASED UPON ACTUAL GROSS RECEIPTS FOR THE PERIOD COVERED AND RECORDED IN THE ACCOUNTING RECORDS.

Wayne B. Johns 1/10/18
SIGNATURE OF CONCESSIONAIRE DATE:

Jackie P... 1/8/18
SIGNATURE OF ACCOUNTANT DATE:

J. Peice Financial
ACCOUNTANT NAME



EXHIBIT D

Monthly Reoprt Of Concessionaire's Total Gross Sales
(Due by the 20th of each month following the month Gross Sales were collected)

Park: Blue Spring State Park Date: 1/11/2018

Concessionaire Name : Discover Florida Excursions

Period Covered : From : 12/1/2017 To 12/31/2017

Gross Sales

Sales Location(s) Tour Boat Ticket Booth \$ \$45,661.00

Sales Location(s) Paddle Sports Shed +\$ \$8,283.00

Subcontractor(s) None +\$ 0

Subcontractor is defined in paragraph 11 of this Agreement. If there are mulitple subcontractors, please include the total gross sales for all subcontractors on this line; and list the name and total gross sales of each subcontractor on an attached second sheet.

Total Taxes Collected: -\$ 3,152.81

Total Funds from Concessionaire Employee Food Consumption: \$ 0

Total Customer Refunds: 2 # of Refunds -\$ \$174.00

Total Gross Sales =\$ \$50,617.19

Monthly Compensation

Monthly Commission (15% rate x Total Gross Sales) '\$ \$7,592.58

Sales Use Tax (0% rate x Monthly Commission) +\$ 0

Sales Use Tax Exempt Amount (enter \$0.00 if not exempt) -\$

Monthly Vending Machine Fee: 0 # of Machines +\$ 0

Monthly Utility Fee(s) to Park +\$ 0

Other Payments (identify) -\$

Total Monthly Compensation Due: =\$ \$7,592.58

Capitil Improvements Spending

Monthly Spending \$

Total Spending, Year To Date \$ 10,248.46

MONTHLY REPORT OF CONCESSION GROSS SALES
(DUE BY THE 15TH DAY OF FOLLOWING MONTH)

RECEIVED
22/14/18

PARK: BLUE SPRINGS STATE PARK
DATE: 2/14/18
CONCESSIONAIRE NAME: BLUE SPRINGS ENTERPRISES, INC.
PERIOD COVERED:
FROM: 1/1/18 THRU 1/31/18

POINT OF SALE/LOCATION OF CASH RECEIPT SUBTOTAL	GROSS SALES
OVER THE COUNTER – TAXABLE	\$ 137634.93
OVER THE COUNTER – NON TAXABLE	\$ 11736.95
LOCKER RENTAL INCOME	\$ 000.00
VENDING MACHINE INCOME	\$ 2313.62
WASHERS & DRYERS	\$ 380.50
SWIM RENTAL INCOME	\$ 000.00
TOTAL GROSS SALES:	\$ 152066.00
MONTHLY COMMISSION: LEVEL FEE 16% OF GROSS USE TAX: 6% OF MONTHLY COMMISSION	\$ 24330.56
OTHER PAYMENTS: LOT RENTAL: \$100.00 REFUSE SVC: \$150.00 3- VENDING MACHINE: 45.00 WASHER & DRYER-50.00	\$345.00
TOTAL PAYABLE:	\$ 24675.56

100
245

CERTIFICATION: I CERTIFY THAT THIS MONTHLY GROSS SALES STATEMENT IS TRUE AND CORRECT AND IS BASED UPON ACTUAL GROSS RECEIPTS FOR THE PERIOD COVERED AND RECORDED IN THE ACCOUNTING RECORDS.

Wayne B. Johns 2/19/18
SIGNATURE OF CONCESSIONAIRE DATE:

Jack Puc 2/14/18
SIGNATURE OF ACCOUNTANT DATE:

Jack Puc Financial
ACCOUNTANT NAME



EXHIBIT D

Monthly Reoprt Of Concessionaire's Total Gross Sales
(Due by the 20th of each month following the month Gross Sales were collected)

Park: Blue Spring State Park Date: 2/10/2018

Concessionaire Name : Discover Florida Excursions

Period Covered : From : 1/1/2018 To 1/31/2018

Gross Sales

Sales Location(s) Tour Boat Ticket Booth \$ \$61,067.00

Sales Location(s) Paddle Sports Shed +\$ \$4,125.00

Subcontractor(s) None +\$ 0

Subcontractor is defined in paragraph 11 of this Agreement. If there are multiple subcontractors, please include the total gross sales for all subcontractors on this line; and list the name and total gross sales of each subcontractor on an attached second sheet.

Total Taxes Collected: -\$ 3,923.92

Total Funds from Concessionaire Employee Food Consumption: -\$ 0

Total Customer Refunds: 2 # of Refunds -\$ \$50.00

Total Gross Sales =\$ \$61,218.08

Monthly Compensation

Monthly Commission (15% rate x Total Gross Sales) '\$ \$9,182.71

Sales Use Tax (0% rate x Monthly Commission) +\$ 0

Sales Use Tax Exempt Amount (enter \$0.00 if not exempt) -\$

Monthly Vending Machine Fee: 0 # of Machines +\$ 0

Monthly Utility Fee(s) to Park +\$ 0

Other Payments (identify) -\$

Total Monthly Compensation Due: =\$ \$9,182.71

Capitla Improvements Spending

Monthly Spending \$

Total Spending, Year To Date \$

RECEIVED
03/14/18

MONTHLY REPORT OF CONCESSION GROSS SALES
(DUE BY THE 15TH DAY OF FOLLOWING MONTH)

PARK: BLUE SPRINGS STATE PARK
DATE: 3/8/18
CONCESSIONAIRE NAME: BLUE SPRINGS ENTERPRISES, INC.
PERIOD COVERED:
FROM: 2/1/18 THRU 2/28/18

POINT OF SALE/LOCATION OF CASH RECEIPT SUBTOTAL	GROSS SALES
OVER THE COUNTER – TAXABLE	\$ 73842.94
OVER THE COUNTER – NON TAXABLE	\$ 7826.17
LOCKER RENTAL INCOME	\$ 000.00
VENDING MACHINE INCOME	\$ 2390.92
WASHERS & DRYERS	\$ 572.00
SWIM RENTAL INCOME	\$ 000.00
TOTAL GROSS SALES:	\$ 84632.03
MONTHLY COMMISSION: LEVEL FEE 16% OF GROSS USE TAX: 6% OF MONTHLY COMMISSION	\$ 13541.12
OTHER PAYMENTS: LOT RENTAL: \$100.00 REFUSE SVC: \$150.00 3- VENDING MACHINE: 45.00 WASHER & DRYER-50.00	\$345.00
TOTAL PAYABLE:	\$ 13886.12

CERTIFICATION: I CERTIFY THAT THIS MONTHLY GROSS SALES STATEMENT IS TRUE AND CORRECT AND IS BASED UPON ACTUAL GROSS RECEIPTS FOR THE PERIOD COVERED AND RECORDED IN THE ACCOUNTING RECORDS.

<i>Wayne B. Johns</i>	03/13/18
SIGNATURE OF CONCESSIONAIRE	DATE:
<i>Jack Pine</i>	3/8/18
SIGNATURE OF ACCOUNTANT	DATE:

ACCOUNTANT NAME



EXHIBIT D

Monthly Reoprt Of Concessionaire's Total Gross Sales
 (Due by the 20th of each month following the month Gross Sales were collected)

Park: Blue Spring State Park Date: 3/15/2018

Concessionaire Name : Discover Florida Excursions

Period Covered : From : 2/1/2018 To 2/28/2018

Gross Sales

Sales Location(s) Tour Boat Ticket Booth \$ \$91,066.00

Sales Location(s) Paddle Sports Shed +\$ \$13,769.00

Subcontractor(s) None +\$ 0

Subcontractor is defined in paragraph 11 of this Agreement. If there are mulitple subcontractors, please include the total gross sales for all subcontractors on this line; and list the name and total gross sales of each subcontractor on an attached second sheet.

Total Taxes Collected: -\$ 5,970.72

Total Funds from Concessionaire Employee Food Consumption: \$ 0

Total Customer Refunds: 9 # of Refunds -\$ \$421.00

Total Gross Sales = \$ \$98,443.28

Monthly Compensation

Monthly Commission (15% rate x Total Gross Sales) '\$ \$14,766.49

Sales Use Tax (0% rate x Monthly Commission) +\$ 0

Sales Use Tax Exempt Amount (enter \$0.00 if not exempt) -\$

Monthly Vending Machine Fee: 0 # of Machines +\$ 0

Monthly Utility Fee(s) to Park +\$ 0

Other Payments (identify) -\$

Total Monthly Compensation Due: = \$ \$14,766.49

Captial Improvements Spending

Monthly Spending \$

Total Spending, Year To Date \$

MONTHLY REPORT OF CONCESSION GROSS SALES
 (DUE BY THE 15TH DAY OF FOLLOWING MONTH)

PARK: BLUE SPRINGS STATE PARK
 DATE: 4/4/18
 CONCESSIONAIRE NAME: BLUE SPRINGS ENTERPRISES, INC.
 PERIOD COVERED:
 FROM: 3/1/18 THRU 3/31/18



POINT OF SALE/LOCATION OF CASH RECEIPT SUBTOTAL	GROSS SALES
OVER THE COUNTER – TAXABLE	\$ 69244.37
OVER THE COUNTER – NON TAXABLE	\$ 5868.48
LOCKER RENTAL INCOME	\$ 00.00
VENDING MACHINE INCOME	\$ 2600.66
WASHERS & DRYERS	\$ 469.00
SWIM RENTAL INCOME	\$ 00.00
TOTAL GROSS SALES:	\$ 78182.51
MONTHLY COMMISSION: LEVEL FEE 16% OF GROSS USE TAX: 6% OF MONTHLY COMMISSION	\$ 12509.20
OTHER PAYMENTS: LOT RENTAL: \$100.00 REFUSE SVC: \$150.00 3- VENDING MACHINE: 45.00 WASHER & DRYER-50.00	\$345.00
TOTAL PAYABLE:	\$ 12854.20

CERTIFICATION: I CERTIFY THAT THIS MONTHLY GROSS SALES STATEMENT IS TRUE AND CORRECT AND IS BASED UPON ACTUAL GROSS RECEIPTS FOR THE PERIOD COVERED AND RECORDED IN THE ACCOUNTING RECORDS.

Wayne B. Johns 4/5/18
 SIGNATURE OF CONCESSIONAIRE DATE:

Jackie P. ... 4/4/18
 SIGNATURE OF ACCOUNTANT DATE:

Q. Price Financial
 ACCOUNTANT NAME



EXHIBIT D

Monthly Reoprt Of Concessionaire's Total Gross Sales
(Due by the 20th of each month following the month Gross Sales were collected)

Park: Blue Spring State Park Date: 4/17/2018

Concessionaire Name : Discover Florida Excursions

Period Covered : From : 3/1/2018 To 3/31/2018

Gross Sales

Sales Location(s) Tour Boat Ticket Booth \$ \$66,650.00

Sales Location(s) Paddle Sports Shed +\$ \$18,015.00

Subcontractor(s) None +\$ 0

Subcontractor is defined in paragraph 11 of this Agreement. If there are multiple subcontractors, please include the total gross sales for all subcontractors on this line; and list the name and total gross sales of each subcontractor on an attached second sheet.

Total Taxes Collected: -\$ 5,151.04

Total Funds from Concessionaire Employee Food Consumption: -\$ 0

Total Customer Refunds: 4 # of Refunds -\$ \$66.00

Total Gross Sales =\$ \$79,447.96

Monthly Compensation

Monthly Commission (15% rate x Total Gross Sales) '\$ \$11,917.19

Sales Use Tax (0% rate x Monthly Commission) +\$ 0

Sales Use Tax Exempt Amount (enter \$0.00 if not exempt) -\$

Monthly Vending Machine Fee: 0 # of Machines +\$ 0

Monthly Utility Fee(s) to Park +\$ 0

Other Payments (identify) -\$

Total Monthly Compensation Due: =\$ \$11,917.19

Capitail Improvements Spending

Monthly Spending \$

Total Spending, Year To Date \$

MONTHLY REPORT OF CONCESSION GROSS SALES
(DUE BY THE 15TH DAY OF FOLLOWING MONTH)

PARK: BLUE SPRINGS STATE PARK
DATE: 5/8/18
CONCESSIONAIRE NAME: BLUE SPRINGS ENTERPRISES, INC.
PERIOD COVERED:
FROM: 4/1/18 THRU 4/30/18



POINT OF SALE/LOCATION OF CASH RECEIPT SUBTOTAL	GROSS SALES
OVER THE COUNTER – TAXABLE	\$ 38304.13
OVER THE COUNTER – NON TAXABLE	\$ 6060.39
LOCKER RENTAL INCOME	\$ 629.26
VENDING MACHINE INCOME	\$ 1560.28
WASHERS & DRYERS	\$ 121.00
SWIM RENTAL INCOME	\$ 7737.13
TOTAL GROSS SALES:	\$ 54412.19
MONTHLY COMMISSION: LEVEL FEE 16% OF GROSS USE TAX: 6% OF MONTHLY COMMISSION	\$ 8705.95
OTHER PAYMENTS: LOT RENTAL: \$100.00 REFUSE SVC: \$150.00 3- VENDING MACHINE: 45.00 WASHER & DRYER-50.00	\$345.00
TOTAL PAYABLE:	\$ 9050.95

> 1681.28

CERTIFICATION: I CERTIFY THAT THIS MONTHLY GROSS SALES STATEMENT IS TRUE AND CORRECT AND IS BASED UPON ACTUAL GROSS RECEIPTS FOR THE PERIOD COVERED AND RECORDED IN THE ACCOUNTING RECORDS.

Wayne B. Johns 5/10/18
SIGNATURE OF CONCESSIONAIRE DATE:
Quentin Price 5/8/18
SIGNATURE OF ACCOUNTANT DATE:
J. Price Financial
ACCOUNTANT NAME



EXHIBIT D

Monthly Report Of Concessionaire's Total Gross Sales
(Due by the 20th of each month following the month Gross Sales were collected)

Park: Blue Spring State Park Date: 5/10/2018

Concessionaire Name : Discover Florida Excursions

Period Covered : From : 4/1/2018 To 4/30/2018

Gross Sales

Sales Location(s) Tour Boat Ticket Booth \$ \$36,900.00

Sales Location(s) Paddle Sports Shed +\$ \$17,204.00

Subcontractor(s) None +\$ 0

Subcontractor is defined in paragraph 11 of this Agreement. If there are multiple subcontractors, please include the total gross sales for all subcontractors on this line; and list the name and total gross sales of each subcontractor on an attached second sheet.

Total Taxes Collected: -\$ 3,203.78

Total Funds from Concessionaire Employee Food Consumption: \$ 0

Total Customer Refunds: 4 # of Refunds -\$ \$0.00

Total Gross Sales = \$ \$50,900.22

Monthly Compensation

Monthly Commission (15% rate x Total Gross Sales) \$ \$7,635.03

Sales Use Tax (0% rate x Monthly Commission) +\$ 0

Sales Use Tax Exempt Amount (enter \$0.00 if not exempt) -\$

Monthly Vending Machine Fee: 0 # of Machines +\$ 0

Monthly Utility Fee(s) to Park +\$ 0

Other Payments (identify) -\$

Total Monthly Compensation Due: = \$ \$7,635.03

Capital Improvements Spending

Monthly Spending \$

Total Spending, Year To Date \$

MONTHLY REPORT OF CONCESSION GROSS SALES
(DUE BY THE 15TH DAY OF FOLLOWING MONTH)

RECEIVED
06/11/19

PARK: BLUE SPRINGS STATE PARK
DATE: 6/11/19
CONCESSIONAIRE NAME: BLUE SPRINGS ENTERPRISES, INC.
PERIOD COVERED:
FROM: 05/01/19 THRU 05/31/19

POINT OF SALE/LOCATION OF CASH RECEIPT SUBTOTAL	GROSS SALES
OVER THE COUNTER – TAXABLE	\$ 48338.21
OVER THE COUNTER – NON TAXABLE	\$ 8902.25
LOCKER RENTAL INCOME	\$ 1647.47
VENDING MACHINE INCOME	\$ 1178.74
WASHERS & DRYERS	\$ 152.25
SWIM RENTAL INCOME	\$ 16749.12
TOTAL GROSS SALES:	\$ 76968.04
MONTHLY COMMISSION: LEVEL FEE 17% OF GROSS USE TAX: 6% OF MONTHLY COMMISSION	\$ 13084.56
OTHER PAYMENTS: LOT RENTAL: \$100.00 REFUSE SVC: \$150.00 3- VENDING MACHINE: 45.00 WASHER & DRYER-50.00	\$345.00
TOTAL PAYABLE:	\$ 13429.56

CERTIFICATION: I CERTIFY THAT THIS MONTHLY GROSS SALES STATEMENT IS TRUE AND CORRECT AND IS BASED UPON ACTUAL GROSS RECEIPTS FOR THE PERIOD COVERED AND RECORDED IN THE ACCOUNTING RECORDS.

Wayne B. Johns 6/12/19
SIGNATURE OF CONCESSIONAIRE DATE:
Jad Pura 6/11/19
SIGNATURE OF ACCOUNTANT DATE:
J. Pura Financial
ACCOUNTANT NAME




EXHIBIT D

Monthly Report Of Concessionaire's Total Gross Sales
(Due by the 20th of each month following the month Gross Sales were collected)

Park: Blue Spring State Park Date: 6/15/2018

Concessionaire Name : Discover Florida Excursions

Period Covered : From : 5/1/2018 To 5/31/2018

Gross Sales

Sales Location(s) Tour Boat Ticket Booth \$ \$14,763.00

Sales Location(s) Paddle Sports Shed +\$ \$12,862.00

Subcontractor(s) None +\$ 0

Subcontractor is defined in paragraph 11 of this Agreement. If there are multiple subcontractors, please include the total gross sales for all subcontractors on this line; and list the name and total gross sales of each subcontractor on an attached second sheet.

Total Taxes Collected: -\$ 1,638.52

Total Funds from Concessionaire Employee Food Consumption: \$ 0

Total Customer Refunds: 4 # of Refunds -\$ \$411.00

Total Gross Sales =\$ \$25,575.48

Monthly Compensation

Monthly Commission (15% rate x Total Gross Sales) '\$ \$3,836.32

Sales Use Tax (0% rate x Monthly Commission) +\$ 0

Sales Use Tax Exempt Amount (enter \$0.00 if not exempt) -\$

Monthly Vending Machine Fee: 0 # of Machines +\$ 0

Monthly Utility Fee(s) to Park +\$ 0

Other Payments (identify) -\$

Total Monthly Compensation Due: =\$ \$3,836.32

Capital Improvements Spending

Monthly Spending \$

Total Spending, Year To Date \$

MONTHLY REPORT OF CONCESSION GROSS SALES
(DUE BY THE 15TH DAY OF FOLLOWING MONTH)



PARK: BLUE SPRINGS STATE PARK
DATE: 7/10/18
CONCESSIONAIRE NAME: BLUE SPRINGS ENTERPRISES, INC.
PERIOD COVERED:
FROM: 6/1/18 THRU 6/30/18

POINT OF SALE/LOCATION OF CASH RECEIPT SUBTOTAL	GROSS SALES
OVER THE COUNTER – TAXABLE	\$ 56523.84
OVER THE COUNTER – NON TAXABLE	\$ 6802.77
LOCKER RENTAL INCOME	\$ 2372.10
VENDING MACHINE INCOME	\$ 1378.80
WASHERS & DRYERS	\$ 337.00
SWIM RENTAL INCOME	\$ 29409.96
TOTAL GROSS SALES:	\$ 96824.47
MONTHLY COMMISSION: LEVEL FEE 16% OF GROSS USE TAX: 6% OF MONTHLY COMMISSION	\$ 15491.92
OTHER PAYMENTS: LOT RENTAL: \$100.00 REFUSE SVC: \$150.00 3- VENDING MACHINE: 45.00 WASHER & DRYER-50.00	\$345.00
TOTAL PAYABLE:	\$ 15836.92

CERTIFICATION: I CERTIFY THAT THIS MONTHLY GROSS SALES STATEMENT IS TRUE AND CORRECT AND IS BASED UPON ACTUAL GROSS RECEIPTS FOR THE PERIOD COVERED AND RECORDED IN THE ACCOUNTING RECORDS.

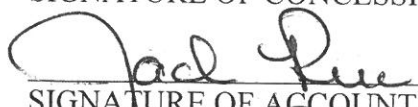

SIGNATURE OF CONCESSIONAIRE	DATE:
	7/10/18
SIGNATURE OF ACCOUNTANT	DATE:
	
ACCOUNTANT NAME	



EXHIBIT D

Monthly Report Of Concessionaire's Total Gross Sales
(Due by the 20th of each month following the month Gross Sales were collected)

Park: Blue Spring State Park Date: 7/16/2018

Concessionaire Name : Discover Florida Excursions

Period Covered : From : 6/1/2018 To 6/30/2018

Gross Sales

Sales Location(s) Tour Boat Ticket Booth \$ \$18,839.00

Sales Location(s) Paddle Sports Shed +\$ \$14,218.00

Subcontractor(s) None +\$ 0

Subcontractor is defined in paragraph 11 of this Agreement. If there are multiple subcontractors, please include the total gross sales for all subcontractors on this line; and list the name and total gross sales of each subcontractor on an attached second sheet.

Total Taxes Collected: -\$ 1,938.79

Total Funds from Concessionaire Employee Food Consumption: \$ 0

Total Customer Refunds: 11 # of Refunds -\$ \$762.00

Total Gross Sales = \$ \$30,356.21

Monthly Compensation

Monthly Commission (16% rate x Total Gross Sales) '\$ \$4,856.99

Sales Use Tax (0% rate x Monthly Commission) +\$ 0

Sales Use Tax Exempt Amount (enter \$0.00 if not exempt) -\$

Monthly Vending Machine Fee: 0 # of Machines +\$ 0

Monthly Utility Fee(s) to Park +\$ 0

Other Payments (identify) -\$

Total Monthly Compensation Due: = \$ \$4,856.99

Capital Improvements Spending

Monthly Spending \$

Total Spending, Year To Date \$

MONTHLY REPORT OF CONCESSION GROSS SALES
(DUE BY THE 15TH DAY OF FOLLOWING MONTH)

RECEIVED
08/07/18

PARK: BLUE SPRINGS STATE PARK
DATE: 8/7/18
CONCESSIONAIRE NAME: BLUE SPRINGS ENTERPRISES, INC.
PERIOD COVERED:
FROM: 7/1/18 THRU 7/31/18

POINT OF SALE/LOCATION OF CASH RECEIPT SUBTOTAL	GROSS SALES
OVER THE COUNTER – TAXABLE	\$ 60413.06
OVER THE COUNTER – NON TAXABLE	\$ 5132.61
LOCKER RENTAL INCOME	\$ 2240.26
VENDING MACHINE INCOME	\$ 1067.55
WASHERS & DRYERS	\$ 235.50
SWIM RENTAL INCOME	\$ 33934.89
TOTAL GROSS SALES:	\$ 103023.87
MONTHLY COMMISSION: LEVEL FEE 16% OF GROSS USE TAX: 6% OF MONTHLY COMMISSION	\$ 16483.82
OTHER PAYMENTS: LOT RENTAL: \$100.00 REFUSE SVC: \$150.00 3- VENDING MACHINE: 45.00 WASHER & DRYER-50.00	\$345.00
TOTAL PAYABLE:	\$ 16828.82

CERTIFICATION: I CERTIFY THAT THIS MONTHLY GROSS SALES STATEMENT IS TRUE AND CORRECT AND IS BASED UPON ACTUAL GROSS RECEIPTS FOR THE PERIOD COVERED AND RECORDED IN THE ACCOUNTING RECORDS.


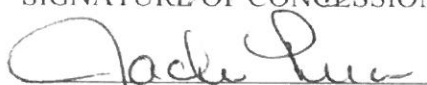

 SIGNATURE OF CONCESSIONAIRE	8/8/18 DATE:
 SIGNATURE OF ACCOUNTANT	8/7/18 DATE:
 ACCOUNTANT NAME	8/7/18



EXHIBIT D

Monthly Report Of Concessionaire's Total Gross Sales
(Due by the 20th of each month following the month Gross Sales were collected)

Park: Blue Spring State Park Date: 8/16/2018

Concessionaire Name : Discover Florida Excursions

Period Covered : From : 7/1/2018 To 7/31/2018

Gross Sales

Sales Location(s) Tour Boat Ticket Booth \$ \$18,534.00

Sales Location(s) Paddle Sports Shed +\$ \$17,159.00

Subcontractor(s) None +\$ 0

Subcontractor is defined in paragraph 11 of this Agreement. If there are multiple subcontractors, please include the total gross sales for all subcontractors on this line; and list the name and total gross sales of each subcontractor on an attached second sheet.

Total Taxes Collected: -\$ 2,154.01

Total Funds from Concessionaire Employee Food Consumption: -\$ 0

Total Customer Refunds: 2 # of Refunds -\$ \$75.00

Total Gross Sales = \$ \$33,463.99

Monthly Compensation

Monthly Commission (16% rate x Total Gross Sales) \$ \$5,354.24

Sales Use Tax (0% rate x Monthly Commission) +\$ 0

Sales Use Tax Exempt Amount (enter \$0.00 if not exempt) -\$

Monthly Vending Machine Fee: 0 # of Machines +\$ 0

Monthly Utility Fee(s) to Park +\$ 0

Other Payments (identify) -\$

Total Monthly Compensation Due: = \$ \$5,354.24

Capital Improvements Spending

Monthly Spending \$

Total Spending, Year To Date \$

MONTHLY REPORT OF CONCESSION GROSS SALES
(DUE BY THE 15TH DAY OF FOLLOWING MONTH)



PARK: BLUE SPRINGS STATE PARK
DATE: 9/11/18
CONCESSIONAIRE NAME: BLUE SPRINGS ENTERPRISES, INC.
PERIOD COVERED:
FROM: 8/1/18 THRU 8/31/18

POINT OF SALE/LOCATION OF CASH RECEIPT SUBTOTAL	GROSS SALES
OVER THE COUNTER – TAXABLE	\$ 47288.10
OVER THE COUNTER – NON TAXABLE	\$ 5106.46
LOCKER RENTAL INCOME	\$ 2024.27
VENDING MACHINE INCOME	\$ 698.00
WASHERS & DRYERS	\$ 143.00
SWIM RENTAL INCOME	\$ 32662.87
TOTAL GROSS SALES:	\$ 87922.70
MONTHLY COMMISSION: LEVEL FEE 16% OF GROSS USE TAX: 6% OF MONTHLY COMMISSION	\$ 14067.63
OTHER PAYMENTS: LOT RENTAL: \$100.00 REFUSE SVC: \$150.00 3- VENDING MACHINE: 45.00 WASHER & DRYER-50.00	\$345.00
TOTAL PAYABLE:	\$ 14412.63

CERTIFICATION: I CERTIFY THAT THIS MONTHLY GROSS SALES STATEMENT IS TRUE AND CORRECT AND IS BASED UPON ACTUAL GROSS RECEIPTS FOR THE PERIOD COVERED AND RECORDED IN THE ACCOUNTING RECORDS.

Wayne B. Johns 9/12/18
SIGNATURE OF CONCESSIONAIRE DATE:
Jack Reu 9/11/18
SIGNATURE OF ACCOUNTANT DATE:
D. Bruce Inance
ACCOUNTANT NAME




EXHIBIT D

Monthly Report Of Concessionaire's Total Gross Sales
(Due by the 20th of each month following the month Gross Sales were collected)

Park: Blue Spring State Park Date: 9/14/2018

Concessionaire Name : Discover Florida Excursions

Period Covered : From : 8/1/2018 To 8/31/2018

Gross Sales

Sales Location(s) Tour Boat Ticket Booth \$ \$14,152.26

Sales Location(s) Paddle Sports Shed +\$ \$17,777.00

Subcontractor(s) None +\$ 0

Subcontractor is defined in paragraph 11 of this Agreement. If there are multiple subcontractors, please include the total gross sales for all subcontractors on this line; and list the name and total gross sales of each subcontractor on an attached second sheet.

Total Taxes Collected: -\$ 1,940.47

Total Funds from Concessionaire Employee Food Consumption: -\$ 0

Total Customer Refunds: 2 # of Refunds -\$ \$825.00

Total Gross Sales = \$ \$29,163.79

Monthly Compensation

Monthly Commission (16% rate x Total Gross Sales) '\$ \$4,666.21

Sales Use Tax (0% rate x Monthly Commission) +\$ 0

Sales Use Tax Exempt Amount (enter \$0.00 if not exempt) -\$

Monthly Vending Machine Fee: 0 # of Machines +\$ 0

Monthly Utility Fee(s) to Park +\$ 0

Other Payments (identify) -\$

Total Monthly Compensation Due: = \$ \$4,666.21

Capital Improvements Spending

Monthly Spending \$

Total Spending, Year To Date \$

MONTHLY REPORT OF CONCESSION GROSS SALES
(DUE BY THE 15TH DAY OF FOLLOWING MONTH)

RECEIVED
10/10/18

PARK: BLUE SPRINGS STATE PARK
DATE: 10/10/18
CONCESSIONAIRE NAME: BLUE SPRINGS ENTERPRISES, INC.
PERIOD COVERED:
FROM: 9/1/18 THRU 9/30/18

POINT OF SALE/LOCATION OF CASH RECEIPT SUBTOTAL	GROSS SALES
OVER THE COUNTER – TAXABLE	\$ 34765.43
OVER THE COUNTER – NON TAXABLE	\$ 3849.13
LOCKER RENTAL INCOME	\$ 1582.96
VENDING MACHINE INCOME	\$ 487.00
WASHERS & DRYERS	\$ 150.50
SWIM RENTAL INCOME	\$ 19875.38
TOTAL GROSS SALES:	\$ 60710.40
MONTHLY COMMISSION: LEVEL FEE 16% OF GROSS USE TAX: 6% OF MONTHLY COMMISSION	\$ 9713.66
OTHER PAYMENTS: LOT RENTAL: \$100.00 REFUSE SVC: \$150.00 3- VENDING MACHINE: 45.00 WASHER & DRYER-50.00	\$345.00
TOTAL PAYABLE:	\$ 10058.66

CERTIFICATION: I CERTIFY THAT THIS MONTHLY GROSS SALES STATEMENT IS TRUE AND CORRECT AND IS BASED UPON ACTUAL GROSS RECEIPTS FOR THE PERIOD COVERED AND RECORDED IN THE ACCOUNTING RECORDS.

Wayne B. Johns 10/11/18
SIGNATURE OF CONCESSIONAIRE DATE:

Jackie Ruie 10/10/18
SIGNATURE OF ACCOUNTANT DATE:

Priscilla Ruie
ACCOUNTANT NAME



EXHIBIT D

Monthly Reoprt Of Concessionaire's Total Gross Sales
 (Due by the 20th of each month following the month Gross Sales were collected)

Park: Blue Spring State Park Date: 10/16/2018

Concessionaire Name : Discover Florida Excursions

Period Covered : From : 9/1/2018 To 9/30/2018

Gross Sales

Sales Location(s) <u>Tour Boat Ticket Booth</u>	\$	<u>\$13,337.86</u>
Sales Location(s) <u>Paddle Sports Shed</u>	+\$	<u>\$14,561.00</u>
Subcontractor(s) <u>None</u>	+\$	<u>0</u>

Subcontractor is defined in paragraph 11 of this Agreement. If there are mulitple subcontractors, please include the total gross sales for all subcontractors on this line; and list the name and total gross sales of each subcontractor on an attached second sheet.

Total Taxes Collected:	-\$	<u>1,675.93</u>
Total Funds from Concessionaire Employee Food Consumption:	_\$	<u>0</u>
Total Customer Refunds: _____ # of Refunds	-\$	<u>\$0.00</u>
Total Gross Sales	=\$	<u>\$26,222.93</u>

Monthly Compensation

Monthly Commission (16% rate x Total Gross Sales)	'\$	<u>\$4,195.67</u>
Sales Use Tax (0% rate x Monthly Commission)	+\$	<u>0</u>
Sales Use Tax Exempt Amount (enter \$0.00 if not exempt)	-\$	<u>_____</u>
Monthly Vending Machine Fee: 0 # of Machines	+\$	<u>0</u>
Monthly Utility Fee(s) to Park	+\$	<u>0</u>
Other Payments (identify)	-\$	<u>_____</u>
Total Monthly Compensation Due:	=\$	<u>\$4,195.67</u>

Captial Improvements Spending

Monthly Spending	\$	<u>_____</u>
Total Spending, Year To Date	\$	<u>_____</u>

MONTHLY REPORT OF CONCESSION GROSS SALES
(DUE BY THE 15TH DAY OF FOLLOWING MONTH)



PARK: BLUE SPRINGS STATE PARK
 DATE: 11/12/18
 CONCESSIONAIRE NAME: BLUE SPRINGS ENTERPRISES, INC.
 PERIOD COVERED:
 FROM: 10/1/18 THRU 10/31/18

POINT OF SALE/LOCATION OF CASH RECEIPT SUBTOTAL	GROSS SALES
OVER THE COUNTER – TAXABLE	\$ 25845.11
OVER THE COUNTER – NON TAXABLE	\$ 3615.72
LOCKER RENTAL INCOME	\$ 768.58
VENDING MACHINE INCOME	\$ 530.25
WASHERS & DRYERS	\$ 148.50
SWIM RENTAL INCOME	\$ 10291.55
TOTAL GROSS SALES:	\$ 41199.71
MONTHLY COMMISSION: LEVEL FEE 16% OF GROSS USE TAX: 6% OF MONTHLY COMMISSION	\$ 6592.05
OTHER PAYMENTS: LOT RENTAL: \$100.00 REFUSE SVC: \$150.00 3- VENDING MACHINE: 45.00 WASHER & DRYER-50.00	\$345.00
TOTAL PAYABLE:	\$ 6937.05

CERTIFICATION: I CERTIFY THAT THIS MONTHLY GROSS SALES STATEMENT IS TRUE AND CORRECT AND IS BASED UPON ACTUAL GROSS RECEIPTS FOR THE PERIOD COVERED AND RECORDED IN THE ACCOUNTING RECORDS.


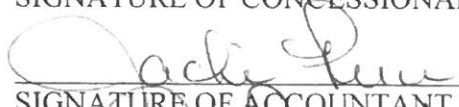
 SIGNATURE OF CONCESSIONAIRE	11/14/18 DATE:
 SIGNATURE OF ACCOUNTANT	11/14/18 DATE:
ACCOUNTANT NAME	



EXHIBIT D

Monthly Reoprt Of Concessionaire's Total Gross Sales
(Due by the 20th of each month following the month Gross Sales were collected)

Park: Blue Spring State Park Date: 11/16/2018

Concessionaire Name : Discover Florida Excursions

Period Covered : From : 10/1/2018 To 10/31/2018

Gross Sales

Sales Location(s) Tour Boat Ticket Booth \$ \$20,173.52

Sales Location(s) Paddle Sports Shed +\$ \$16,536.00

Subcontractor(s) None +\$ 0

Subcontractor is defined in paragraph 11 of this Agreement. If there are multiple subcontractors, please include the total gross sales for all subcontractors on this line; and list the name and total gross sales of each subcontractor on an attached second sheet.

Total Taxes Collected: -\$ 2,239.12

Total Funds from Concessionaire Employee Food Consumption: -\$ 0

Total Customer Refunds: _____ # of Refunds -\$ \$23.00

Total Gross Sales = \$ \$34,447.40

Monthly Compensation

Monthly Commission (16% rate x Total Gross Sales) \$ \$5,511.58

Sales Use Tax (0% rate x Monthly Commission) +\$ 0

Sales Use Tax Exempt Amount (enter \$0.00 if not exempt) -\$ _____

Monthly Vending Machine Fee: 0 # of Machines +\$ 0

Monthly Utility Fee(s) to Park +\$ 0

Other Payments (identify) -\$ _____

Total Monthly Compensation Due: = \$ \$5,511.58

Capitla Improvements Spending

Monthly Spending \$ _____

Total Spending, Year To Date \$ _____

MONTHLY REPORT OF CONCESSION GROSS SALES
(DUE BY THE 15TH DAY OF FOLLOWING MONTH)

RECEIVED
12/09/18

PARK: BLUE SPRINGS STATE PARK
DATE: 12/9/18
CONCESSIONAIRE NAME: BLUE SPRINGS ENTERPRISES, INC.
PERIOD COVERED:
FROM: 11/1/18 THRU 11/30/18

POINT OF SALE/LOCATION OF CASH RECEIPT SUBTOTAL	GROSS SALES
OVER THE COUNTER – TAXABLE	\$ 38053.00
OVER THE COUNTER – NON TAXABLE	\$ 3913.38
LOCKER RENTAL INCOME	\$ 175.78
VENDING MACHINE INCOME	\$ 262.00
WASHERS & DRYERS	\$ 137.00
SWIM RENTAL INCOME	\$ 1668.98
TOTAL GROSS SALES:	\$ 44210.14
MONTHLY COMMISSION: LEVEL FEE 16% OF GROSS USE TAX: 6% OF MONTHLY COMMISSION	\$ 7073.62
OTHER PAYMENTS: LOT RENTAL: \$100.00 REFUSE SVC: \$150.00 3- VENDING MACHINE: 45.00 WASHER & DRYER-50.00	\$345.00
TOTAL PAYABLE:	\$ 7418.62

100
←
245

CERTIFICATION: I CERTIFY THAT THIS MONTHLY GROSS SALES STATEMENT IS TRUE AND CORRECT AND IS BASED UPON ACTUAL GROSS RECEIPTS FOR THE PERIOD COVERED AND RECORDED IN THE ACCOUNTING RECORDS.

<i>Wayne B. Johns</i>	<i>12/12/19</i>
SIGNATURE OF CONCESSIONAIRE	DATE:
<i>Jad R...</i>	<i>12/9/18</i>
SIGNATURE OF ACCOUNTANT	DATE:
<i>J. Tricia Mancini</i>	
ACCOUNTANT NAME	



EXHIBIT D

Monthly Reoprt Of Concessionaire's Total Gross Sales
 (Due by the 20th of each month following the month Gross Sales were collected)

Park: Blue Spring State Park Date: 12/18/2018

Concessionaire Name : Discover Florida Excursions

Period Covered : From : 11/1/2018 To 11/30/2018

Gross Sales

Sales Location(s) Tour Boat Ticket Booth \$ \$38,206.11

Sales Location(s) Paddle Sports Shed +\$ \$16,676.00

Subcontractor(s) None +\$ 0

Subcontractor is defined in paragraph 11 of this Agreement. If there are multiple subcontractors, please include the total gross sales for all subcontractors on this line; and list the name and total gross sales of each subcontractor on an attached second sheet.

Total Taxes Collected: -\$ 3,328.38

Total Funds from Concessionaire Employee Food Consumption: -\$ 0

Total Customer Refunds: 2 # of Refunds -\$ \$100.00

Total Gross Sales =\$ \$51,453.73

Monthly Compensation

Monthly Commission (16% rate x Total Gross Sales) '\$ \$8,232.60

Sales Use Tax (0% rate x Monthly Commission) +\$ 0

Sales Use Tax Exempt Amount (enter \$0.00 if not exempt) -\$

Monthly Vending Machine Fee: 0 # of Machines +\$ 0

Monthly Utility Fee(s) to Park +\$ 0

Other Payments (identify) -\$

Total Monthly Compensation Due: =\$ \$8,232.60

Capitla Improvements Spending

Monthly Spending \$

Total Spending, Year To Date \$

MONTHLY REPORT OF CONCESSION GROSS SALES
(DUE BY THE 15TH DAY OF FOLLOWING MONTH)



PARK: BLUE SPRINGS STATE PARK
DATE: 1/8/19
CONCESSIONAIRE NAME: BLUE SPRINGS ENTERPRISES, INC.
PERIOD COVERED:
FROM: 12/1/18 THRU 12/30/18

POINT OF SALE/LOCATION OF CASH RECEIPT SUBTOTAL	GROSS SALES
OVER THE COUNTER – TAXABLE	\$ 97679.80
OVER THE COUNTER – NON TAXABLE	\$ 6839.80
LOCKER RENTAL INCOME	\$ 00.000
VENDING MACHINE INCOME	\$ 834.50
WASHERS & DRYERS	\$ 295.00
SWIM RENTAL INCOME	\$ 0000.00
TOTAL GROSS SALES:	\$ 105649.10
MONTHLY COMMISSION: LEVEL FEE 17% OF GROSS USE TAX: 6% OF MONTHLY COMMISSION	\$ 17960.35
OTHER PAYMENTS: LOT RENTAL: \$100.00 REFUSE SVC: \$150.00 3- VENDING MACHINE: 45.00 WASHER & DRYER-50.00	\$345.00
TOTAL PAYABLE:	\$ 18305.35

CERTIFICATION: I CERTIFY THAT THIS MONTHLY GROSS SALES STATEMENT IS TRUE AND CORRECT AND IS BASED UPON ACTUAL GROSS RECEIPTS FOR THE PERIOD COVERED AND RECORDED IN THE ACCOUNTING RECORDS.

Walter B. Johns 01-09-19
SIGNATURE OF CONCESSIONAIRE DATE:

Jed Pua 1/8/19
SIGNATURE OF ACCOUNTANT DATE:

Price Financial
ACCOUNTANT NAME

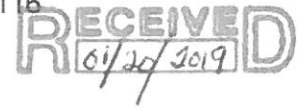


EXHIBIT D

Monthly Report Of Concessionaire's Total Gross Sales
(Due by the 20th of each month following the month Gross Sales were collected)

Park: Blue Spring State Park Date: 1/17/2019

Concessionaire Name : Discover Florida Excursions

Period Covered : From : 12/1/2018 To 12/31/2018

Gross Sales

Sales Location(s)	<u>Tour Boat Ticket Booth</u>	\$	<u>\$45,176.00</u>
Sales Location(s)	<u>Paddle Sports Shed</u>	+\$	<u>\$21,915.00</u>
Subcontractor(s)	<u>None</u>	+\$	<u>0</u>

Subcontractor is defined in paragraph 11 of this Agreement. If there are multiple subcontractors, please include the total gross sales for all subcontractors on this line; and list the name and total gross sales of each subcontractor on an attached second sheet.

Total Taxes Collected: -\$ 3,970.65

Total Funds from Concessionaire Employee Food Consumption: -\$ 0

Total Customer Refunds: 1 # of Refunds -\$ \$50.00

Total Gross Sales = \$ \$63,070.35

Monthly Compensation

Monthly Commission (16% rate x Total Gross Sales) '\$ \$10,091.26

Sales Use Tax (0% rate x Monthly Commission) +\$ 0

Sales Use Tax Exempt Amount (enter \$0.00 if not exempt) -\$

Monthly Vending Machine Fee: 0 # of Machines +\$ 0

Monthly Utility Fee(s) to Park +\$ 0

Other Payments (identify) -\$

Total Monthly Compensation Due: = \$ \$10,091.26

Capital Improvements Spending

Monthly Spending \$

Total Spending, Year To Date \$

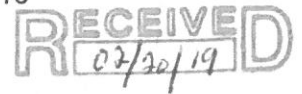


EXHIBIT D

Monthly Reoprt Of Concessionaire's Total Gross Sales
(Due by the 20th of each month following the month Gross Sales were collected)

Park: Blue Spring State Park Date: 2/19/2019

Concessionaire Name : Discover Florida Excursions

Period Covered : From : 1/1/2019 To 1/31/2019

Gross Sales

Sales Location(s) Tour Boat Ticket Booth \$ \$77,505.20

Sales Location(s) Paddle Sports Shed +\$ \$20,336.01

Subcontractor(s) None +\$ 0

Subcontractor is defined in paragraph 11 of this Agreement. If there are mulitple subcontractors, please include the total gross sales for all subcontractors on this line; and list the name and total gross sales of each subcontractor on an attached second sheet.

Total Taxes Collected: -\$ 5,959.87

Total Funds from Concessionaire Employee Food Consumption: -\$ 0

Total Customer Refunds: 4 # of Refunds -\$ \$192.00

Total Gross Sales =\$ \$91,689.34

Monthly Compensation

Monthly Commission (16% rate x Total Gross Sales) '\$ \$14,670.29

Sales Use Tax (0% rate x Monthly Commission) +\$ 0

Sales Use Tax Exempt Amount (enter \$0.00 if not exempt) -\$

Monthly Vending Machine Fee: 0 # of Machines +\$ 0

Monthly Utility Fee(s) to Park +\$ 0

Other Payments (identify) -\$

Total Monthly Compensation Due: =\$ \$14,670.29

Capitil Improvements Spending

Monthly Spending \$

Total Spending, Year To Date \$

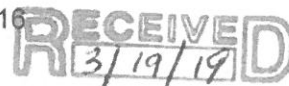


EXHIBIT D

Monthly Reoprt Of Concessionaire's Total Gross Sales
(Due by the 20th of each month following the month Gross Sales were collected)

Park: Blue Spring State Park Date: 3/8/2019

Concessionaire Name : Discover Florida Excursions

Period Covered : From : 2/1/2019 To 2/28/2019

Gross Sales

Sales Location(s) Tour Boat Ticket Booth \$ \$91,648.00

Sales Location(s) Paddle Sports Shed +\$ \$24,011.00

Subcontractor(s) None +\$ 0

Subcontractor is defined in paragraph 11 of this Agreement. If there are multiple subcontractors, please include the total gross sales for all subcontractors on this line; and list the name and total gross sales of each subcontractor on an attached second sheet.

Total Taxes Collected: -\$ 6,733.68

Total Funds from Concessionaire Employee Food Consumption: -\$ 0

Total Customer Refunds: 1 # of Refunds -\$ \$20.00

Total Gross Sales =\$ \$108,905.32

Monthly Compensation

Monthly Commission (16% rate x Total Gross Sales) \$ \$17,424.85

Sales Use Tax (0% rate x Monthly Commission) +\$ 0

Sales Use Tax Exempt Amount (enter \$0.00 if not exempt) -\$

Monthly Vending Machine Fee: 0 # of Machines +\$ 0

Monthly Utility Fee(s) to Park +\$ 0

Other Payments (identify) -\$

Total Monthly Compensation Due: =\$ \$17,424.85

Captial Improvements Spending

Monthly Spending \$

Total Spending, Year To Date \$

EXHIBIT D
Monthly Report Of Concessionaire's Total Gross Sales
 (Due by the 20th of each month following the month Gross Sales were collected)

Park: Blue Spring State Park Date: 4/11/2019
 Concessionaire Name : Discover Florida Excursions
 Period Covered : From : 3/1/2019 To 3/31/2019

Gross Sales

Sales Location(s) <u>Tour Boat Ticket Booth</u>	\$	<u>\$72,796.00</u>
Sales Location(s) <u>Paddle Sports Shed</u>	+\$	<u>\$29,497.20</u>
Subcontractor(s) <u>None</u>	+\$	<u>0</u>

Subcontractor is defined in paragraph 11 of this Agreement. If there are multiple subcontractors, please include the total gross sales for all subcontractors on this line; and list the name and total gross sales of each subcontractor on an attached second sheet.

Total Taxes Collected:	-\$	<u>6,170.11</u>
Total Funds from Concessionaire Employee Food Consumption:	-\$	<u>0</u>
Total Customer Refunds: <u>4</u> # of Refunds	-\$	<u>\$244.00</u>
Total Gross Sales	= \$	<u>\$95,879.09</u>

Monthly Compensation

Monthly Commission (16% rate x Total Gross Sales)	\$	<u>\$15,340.65</u>
Sales Use Tax (0% rate x Monthly Commission)	+\$	<u>0</u>
Sales Use Tax Exempt Amount (enter \$0.00 if not exempt)	-\$	<u> </u>
Monthly Vending Machine Fee: <u>0</u> # of Machines	+\$	<u>0</u>
Monthly Utility Fee(s) to Park	+\$	<u>0</u>
Other Payments (identify)	-\$	<u> </u>
Total Monthly Compensation Due:	= \$	<u>\$15,340.65</u>

Captial Improvements Spending

Monthly Spending	\$	<u> </u>
Total Spending, Year To Date	\$	<u> </u>




EXHIBIT D

Monthly Reoprt Of Concessionaire's Total Gross Sales
(Due by the 20th of each month following the month Gross Sales were collected)

Park: Blue Spring State Park Date: 5/17/2019

Concessionaire Name : Discover Florida Excursions

Period Covered : From : 4/1/2019 To 4/30/2019

Gross Sales

Sales Location(s) Tour Boat Ticket Booth \$ \$40,975.00

Sales Location(s) Paddle Sports Shed +\$ \$26,731.00

Subcontractor(s) None +\$ 0

Subcontractor is defined in paragraph 11 of this Agreement. If there are multiple subcontractors, please include the total gross sales for all subcontractors on this line; and list the name and total gross sales of each subcontractor on an attached second sheet.

Total Taxes Collected: -\$ 4,058.42

Total Funds from Concessionaire Employee Food Consumption: -\$ 0

Total Customer Refunds: 0 # of Refunds -\$ \$0.00

Total Gross Sales = \$ \$63,647.58 -

Monthly Compensation

Monthly Commission (16% rate x Total Gross Sales) \$ \$10,183.61

Sales Use Tax (0% rate x Monthly Commission) +\$ 0

Sales Use Tax Exempt Amount (enter \$0.00 if not exempt) -\$

Monthly Vending Machine Fee: 0 # of Machines +\$ 0

Monthly Utility Fee(s) to Park +\$ 0

Other Payments (identify) -\$

Total Monthly Compensation Due: = \$ \$10,183.61

Captial Improvements Spending

Monthly Spending \$

Total Spending, Year To Date \$

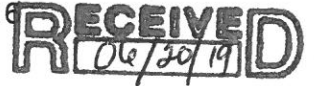


EXHIBIT D

Monthly Report Of Concessionaire's Total Gross Sales
(Due by the 20th of each month following the month Gross Sales were collected)

Park: Blue Spring State Park Date: 6/13/2019

Concessionaire Name : Discover Florida Excursions

Period Covered : From : 5/1/2019 To 5/31/2019

Gross Sales

Sales Location(s) Tour Boat Ticket Booth \$ \$25,698.00

Sales Location(s) Paddle Sports Shed +\$ \$22,273.00

Subcontractor(s) None +\$ 0

Subcontractor is defined in paragraph 11 of this Agreement. If there are multiple subcontractors, please include the total gross sales for all subcontractors on this line; and list the name and total gross sales of each subcontractor on an attached second sheet.

Total Taxes Collected: -\$ 2,912.95

Total Funds from Concessionaire Employee Food Consumption: -\$ 0

Total Customer Refunds: 2 # of Refunds -\$ \$71.00

Total Gross Sales =\$ \$44,987.05

Monthly Compensation

Monthly Commission (16% rate x Total Gross Sales) \$ \$7,197.93

Sales Use Tax (0% rate x Monthly Commission) +\$ 0

Sales Use Tax Exempt Amount (enter \$0.00 if not exempt) -\$

Monthly Vending Machine Fee: 0 # of Machines +\$ 0

Monthly Utility Fee(s) to Park +\$ 0

Other Payments (identify) -\$

Total Monthly Compensation Due: =\$ \$7,197.93

Capital Improvements Spending

Monthly Spending \$

Total Spending, Year To Date \$




EXHIBIT D

Monthly Reoprt Of Concessionaire's Total Gross Sales
 (Due by the 20th of each month following the month Gross Sales were collected)

Park: Blue Spring State Park Date: 7/16/2019

Concessionaire Name : Discover Florida Excursions

Period Covered : From : 6/1/2019 To 6/30/2019

Gross Sales

Sales Location(s) Tour Boat Ticket Booth \$ \$20,895.00

Sales Location(s) Paddle Sports Shed +\$ \$18,528.00

Subcontractor(s) None +\$ 0

Subcontractor is defined in paragraph 11 of this Agreement. If there are mulitple subcontractors, please include the total gross sales for all subcontractors on this line; and list the name and total gross sales of each subcontractor on an attached second sheet.

Total Taxes Collected: -\$ 2,344.89

Total Funds from Concessionaire Employee Food Consumption: \$ 0

Total Customer Refunds: 0 # of Refunds -\$ \$0.00

Total Gross Sales = \$ \$37,078.11

Monthly Compensation

Monthly Commission (16% rate x Total Gross Sales) '\$ \$5,932.50

Sales Use Tax (0% rate x Monthly Commission) +\$ 0

Sales Use Tax Exempt Amount (enter \$0.00 if not exempt) -\$

Monthly Vending Machine Fee: 0 # of Machines +\$ 0

Monthly Utility Fee(s) to Park +\$ 0

Other Payments (identify) -\$

Total Monthly Compensation Due: = \$ \$5,932.50

Capitla Improvements Spending

Monthly Spending \$

Total Spending, Year To Date \$

EXHIBIT D

Monthly Reoprt Of Concessionaire's Total Gross Sales

(Due by the 20th of each month following the month Gross Sales were collected)

Park: Blue Spring State Park Date: 8/15/2019Concessionaire Name : Discover Florida ExcursionsPeriod Covered : From : 7/1/2019 To 7/31/2019**Gross Sales**Sales Location(s) Tour Boat Ticket Booth \$ \$20,284.00Sales Location(s) Paddle Sports Shed +\$ \$22,039.00Subcontractor(s) None +\$ 0

Subcontractor is defined in paragraph 11 of this Agreement. If there are multiple subcontractors, please include the total gross sales for all subcontractors on this line; and list the name and total gross sales of each subcontractor on an attached second sheet.

Total Taxes Collected: -\$ 2,583.25Total Funds from Concessionaire Employee Food Consumption: \$ 0Total Customer Refunds: 0 # of Refunds -\$ \$0.00**Total Gross Sales** = \$ \$39,739.75 -**Monthly Compensation**Monthly Commission (16% rate x Total Gross Sales) \$ \$6,358.36Sales Use Tax (0% rate x Monthly Commission) +\$ 0Sales Use Tax Exempt Amount (enter \$0.00 if not exempt) -\$ Monthly Vending Machine Fee: 0 # of Machines +\$ 0Monthly Utility Fee(s) to Park +\$ 0Other Payments (identify) -\$ **Total Monthly Compensation Due:** = \$ \$6,358.36**Capitai Improvements Spending**Monthly Spending \$ Total Spending, Year To Date \$

EXHIBIT D

Monthly Reoprt Of Concessionaire's Total Gross Sales
 (Due by the 20th of each month following the month Gross Sales were collected)

Park: Blue Spring State Park Date: 9/16/2019

Concessionaire Name : Discover Florida Excursions

Period Covered : From : 8/1/2019 To 8/31/2019

Gross Sales

Sales Location(s) Tour Boat Ticket Booth \$ \$18,040.00

Sales Location(s) Paddle Sports Shed +\$ \$18,438.00

Subcontractor(s) None +\$ 0

Subcontractor is defined in paragraph 11 of this Agreement. If there are mulitple subcontractors, please include the total gross sales for all subcontractors on this line; and list the name and total gross sales of each subcontractor on an attached second sheet.

Total Taxes Collected: -\$ 2,226.40

Total Funds from Concessionaire Employee Food Consumption: \$ 0

Total Customer Refunds: 0 # of Refunds -\$ \$0.00

Total Gross Sales = \$ \$34,251.60

Monthly Compensation

Monthly Commission (16% rate x Total Gross Sales) \$ \$5,480.26

Sales Use Tax (0% rate x Monthly Commission) +\$ 0

Sales Use Tax Exempt Amount (enter \$0.00 if not exempt) -\$

Monthly Vending Machine Fee: 0 # of Machines +\$ 0

Monthly Utility Fee(s) to Park +\$ 0

Other Payments (identify) -\$

Total Monthly Compensation Due: = \$ \$5,480.26

Capitai Improvements Spending

Monthly Spending \$

Total Spending, Year To Date \$

EXHIBIT D

Monthly Report Of Concessionaire's Total Gross Sales
 (Due by the 20th of each month following the month Gross Sales were collected)

Park: Blue Spring State Park Date: 10/15/2019

Concessionaire Name : Discover Florida Excursions

Period Covered : From : 9/1/2019 To 9/30/2019

Gross Sales

Sales Location(s) Tour Boat Ticket Booth \$ \$12,234.30

Sales Location(s) Paddle Sports Shed +\$ \$11,618.00

Subcontractor(s) None +\$ 0

Subcontractor is defined in paragraph 11 of this Agreement. If there are multiple subcontractors, please include the total gross sales for all subcontractors on this line; and list the name and total gross sales of each subcontractor on an attached second sheet.

Total Taxes Collected: -\$ 1,437.49

Total Funds from Concessionaire Employee Food Consumption: \$ 0

Total Customer Refunds: 0 # of Refunds -\$ \$0.00

Total Gross Sales =\$ \$22,414.81

Monthly Compensation

Monthly Commission (16% rate x Total Gross Sales) '\$ \$3,586.37

Sales Use Tax (0% rate x Monthly Commission) +\$ 0

Sales Use Tax Exempt Amount (enter \$0.00 if not exempt) -\$

Monthly Vending Machine Fee: 0 # of Machines +\$ 0

Monthly Utility Fee(s) to Park +\$ 0

Other Payments (identify) -\$

Total Monthly Compensation Due: =\$ \$3,586.37

Capital Improvements Spending

Monthly Spending \$

Total Spending, Year To Date \$

MONTHLY REPORT OF CONCESSION GROSS SALES
 (DUE BY THE 15TH DAY OF FOLLOWING MONTH)

PARK: BLUE SPRINGS STATE PARK
 DATE: 10/8/19
 CONCESSIONAIRE NAME: BLUE SPRINGS ENTERPRISES, INC.
 PERIOD COVERED:
 FROM: 09/01/19 THRU 09/30/19

POINT OF SALE/LOCATION OF CASH RECEIPT	GROSS SALES
SUBTOTAL	
OVER THE COUNTER – TAXABLE	\$ 25803.73
OVER THE COUNTER – NON-TAXABLE	\$ 7068.55
LOCKER RENTAL INCOME	\$ 1223.92
VENDING MACHINE INCOME	\$ 470.00
WASHERS & DRYERS	\$ 71.00
SWIM RENTAL INCOME	\$ 12563.83
TOTAL GROSS SALES:	\$ 47201.03
MONTHLY COMMISSION: LEVEL FEE 17% OF GROSS USE TAX: 6% OF MONTHLY COMMISSION	\$ 8024.18
OTHER PAYMENTS: LOT RENTAL: \$100.00 REFUSE SVC: \$150.00 3- VENDING MACHINE: 45.00 WASHER & DRYER-50.00	\$345.00
TOTAL PAYABLE:	\$ 8369.18

CERTIFICATION: I CERTIFY THAT THIS MONTHLY GROSS SALES STATEMENT IS TRUE AND CORRECT AND IS BASED UPON ACTUAL GROSS RECEIPTS FOR THE PERIOD COVERED AND RECORDED IN THE ACCOUNTING RECORDS.

<i>Wayne B. Johns</i>	10/09/19
SIGNATURE OF CONCESSIONAIRE	DATE:
<i>Jack Purr</i>	10/8/19
SIGNATURE OF ACCOUNTANT	DATE:
<i>Price Financial</i>	
ACCOUNTANT NAME	


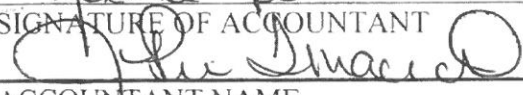
MONTHLY REPORT OF CONCESSION GROSS SALES
(DUE BY THE 15TH DAY OF FOLLOWING MONTH)

RECEIVED
02/15/19

PARK: BLUE SPRINGS STATE PARK
DATE: 2/11/19
CONCESSIONAIRE NAME: BLUE SPRINGS ENTERPRISES, INC.
PERIOD COVERED:
FROM: 01/01/19 THRU 01/31/19

POINT OF SALE/LOCATION OF CASH RECEIPT SUBTOTAL	GROSS SALES
OVER THE COUNTER – TAXABLE	\$ 125572.45
OVER THE COUNTER – NON TAXABLE	\$ 8375.30
LOCKER RENTAL INCOME	\$ 00.000
VENDING MACHINE INCOME	\$ 1166.00
WASHERS & DRYERS	\$ 400.00
SWIM RENTAL INCOME	\$ 0000.00
TOTAL GROSS SALES:	\$ 135513.75
MONTHLY COMMISSION: LEVEL FEE 17% OF GROSS USE TAX: 6% OF MONTHLY COMMISSION	\$ 23037.33
OTHER PAYMENTS: LOT RENTAL: \$100.00 REFUSE SVC: \$150.00 3- VENDING MACHINE: 45.00 WASHER & DRYER-50.00	\$345.00
TOTAL PAYABLE:	\$ 23382.33

CERTIFICATION: I CERTIFY THAT THIS MONTHLY GROSS SALES STATEMENT IS TRUE AND CORRECT AND IS BASED UPON ACTUAL GROSS RECEIPTS FOR THE PERIOD COVERED AND RECORDED IN THE ACCOUNTING RECORDS.

SIGNATURE OF CONCESSIONAIRE	DATE:
	2/11/19
SIGNATURE OF ACCOUNTANT	DATE:
	
ACCOUNTANT NAME	

MONTHLY REPORT OF CONCESSION GROSS SALES
(DUE BY THE 15TH DAY OF FOLLOWING MONTH)

RECEIVED
03/15/19

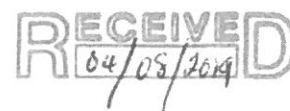
PARK: BLUE SPRINGS STATE PARK
DATE: 3/8/19
CONCESSIONAIRE NAME: BLUE SPRINGS ENTERPRISES, INC.
PERIOD COVERED:
FROM: 02/01/19 THRU 02/28/19

POINT OF SALE/LOCATION OF CASH RECEIPT SUBTOTAL	GROSS SALES
OVER THE COUNTER – TAXABLE	\$ 98809.75
OVER THE COUNTER – NON TAXABLE	\$ 7974.23
LOCKER RENTAL INCOME	\$ 00.000
VENDING MACHINE INCOME	\$ 707.80
WASHERS & DRYERS	\$ 452.50
SWIM RENTAL INCOME	\$ 0000.00
TOTAL GROSS SALES:	\$ 107944.28
MONTHLY COMMISSION: LEVEL FEE 17% OF GROSS USE TAX: 6% OF MONTHLY COMMISSION	\$ 18350.53
OTHER PAYMENTS: LOT RENTAL: \$100.00 REFUSE SVC: \$150.00 3- VENDING MACHINE: 45.00 WASHER & DRYER-50.00	\$345.00
TOTAL PAYABLE:	\$ 18695.53

CERTIFICATION: I CERTIFY THAT THIS MONTHLY GROSS SALES STATEMENT IS TRUE AND CORRECT AND IS BASED UPON ACTUAL GROSS RECEIPTS FOR THE PERIOD COVERED AND RECORDED IN THE ACCOUNTING RECORDS.

Wayne B. Johns 3/13/19
SIGNATURE OF CONCESSIONAIRE DATE:
Jackie Price 3/8/19
SIGNATURE OF ACCOUNTANT DATE:
Francisco
ACCOUNTANT NAME

MONTHLY REPORT OF CONCESSION GROSS SALES
(DUE BY THE 15TH DAY OF FOLLOWING MONTH)



PARK: BLUE SPRINGS STATE PARK
 DATE: 4/8/19
 CONCESSIONAIRE NAME: BLUE SPRINGS ENTERPRISES, INC.
 PERIOD COVERED:
 FROM: 03/01/19 THRU 03/31/19

POINT OF SALE/LOCATION OF CASH RECEIPT SUBTOTAL	GROSS SALES
OVER THE COUNTER – TAXABLE	\$ 74620.53
OVER THE COUNTER – NON TAXABLE	\$ 7528.15
LOCKER RENTAL INCOME	\$ 400.18
VENDING MACHINE INCOME	\$ 2108.00
WASHERS & DRYERS	\$ 438.00
SWIM RENTAL INCOME	\$ 5407.57
TOTAL GROSS SALES:	\$ 90502.43
MONTHLY COMMISSION: LEVEL FEE 17% OF GROSS USE TAX: 6% OF MONTHLY COMMISSION	\$ 15385.41
OTHER PAYMENTS: LOT RENTAL: \$100.00 REFUSE SVC: \$150.00 3- VENDING MACHINE: 45.00 WASHER & DRYER-50.00	> \$345.00
TOTAL PAYABLE:	\$ 15730.41

CERTIFICATION: I CERTIFY THAT THIS MONTHLY GROSS SALES STATEMENT IS TRUE AND CORRECT AND IS BASED UPON ACTUAL GROSS RECEIPTS FOR THE PERIOD COVERED AND RECORDED IN THE ACCOUNTING RECORDS.

_____ SIGNATURE OF CONCESSIONAIRE	4/14/19 DATE:
_____ SIGNATURE OF ACCOUNTANT	4/8/19 DATE:
J. Price Financial ACCOUNTANT NAME	

MONTHLY REPORT OF CONCESSION GROSS SALES
(DUE BY THE 15TH DAY OF FOLLOWING MONTH)

RECEIVED
05/13/2019

PARK: BLUE SPRINGS STATE PARK
DATE: 5/13/19
CONCESSIONAIRE NAME: BLUE SPRINGS ENTERPRISES, INC.
PERIOD COVERED:
FROM: 04/01/19 THRU 04/30/19

POINT OF SALE/LOCATION OF CASH RECEIPT SUBTOTAL	GROSS SALES
OVER THE COUNTER – TAXABLE	\$ 56266.38
OVER THE COUNTER – NON TAXABLE	\$ 8108.78
LOCKER RENTAL INCOME	\$ 1117.33
VENDING MACHINE INCOME	\$ 1149.00
WASHERS & DRYERS	\$ 421.00
SWIM RENTAL INCOME	\$ 14384.51
TOTAL GROSS SALES:	\$ 81447.00
MONTHLY COMMISSION: LEVEL FEE 17% OF GROSS USE TAX: 6% OF MONTHLY COMMISSION	\$ 13845.99
OTHER PAYMENTS: LOT RENTAL: \$100.00 REFUSE SVC: \$150.00 3- VENDING MACHINE: 45.00 WASHER & DRYER-50.00	\$345.00
TOTAL PAYABLE:	\$ 14190.99

CERTIFICATION: I CERTIFY THAT THIS MONTHLY GROSS SALES STATEMENT IS TRUE AND CORRECT AND IS BASED UPON ACTUAL GROSS RECEIPTS FOR THE PERIOD COVERED AND RECORDED IN THE ACCOUNTING RECORDS.

Wayne B Johns 5/14/19
SIGNATURE OF CONCESSIONAIRE DATE:
Joel P. Prew 5/13/19
SIGNATURE OF ACCOUNTANT DATE:
Joel Prew Financial 5/13/19
ACCOUNTANT NAME

MONTHLY REPORT OF CONCESSION GROSS SALES
(DUE BY THE 15TH DAY OF FOLLOWING MONTH)

RECEIVED
06/11/19

PARK: BLUE SPRINGS STATE PARK

DATE: 6//11/19

CONCESSIONAIRE NAME: BLUE SPRINGS ENTERPRISES, INC.

PERIOD COVERED:

FROM: 05/01/19 THRU 05/31/19

POINT OF SALE/LOCATION OF CASH RECEIPT SUBTOTAL	GROSS SALES
OVER THE COUNTER – TAXABLE	\$ 48338.21
OVER THE COUNTER – NON TAXABLE	\$ 8902.25
LOCKER RENTAL INCOME	\$ 1647.47
VENDING MACHINE INCOME	\$ 1178.74
WASHERS & DRYERS	\$ 152.25
SWIM RENTAL INCOME	\$ 16749.12
TOTAL GROSS SALES:	\$ 76968.04
MONTHLY COMMISSION: LEVEL FEE 17% OF GROSS USE TAX: 6% OF MONTHLY COMMISSION	\$ 13084.56
OTHER PAYMENTS: LOT RENTAL: \$100.00 REFUSE SVC: \$150.00 3- VENDING MACHINE: 45.00 WASHER & DRYER-50.00	\$345.00
TOTAL PAYABLE:	\$ 13429.56

CERTIFICATION: I CERTIFY THAT THIS MONTHLY GROSS SALES STATEMENT IS TRUE AND CORRECT AND IS BASED UPON ACTUAL GROSS RECEIPTS FOR THE PERIOD COVERED AND RECORDED IN THE ACCOUNTING RECORDS.

Wayne B. John 6/12/19
SIGNATURE OF CONCESSIONAIRE DATE:

Jad Pua 6/11/19
SIGNATURE OF ACCOUNTANT DATE:

J Pua Financial
ACCOUNTANT NAME



MONTHLY REPORT OF CONCESSION GROSS SALES
(DUE BY THE 15TH DAY OF FOLLOWING MONTH)

PARK: BLUE SPRINGS STATE PARK

DATE: 7/9/19

CONCESSIONAIRE NAME: BLUE SPRINGS ENTERPRISES, INC.

PERIOD COVERED:

FROM: 06/01/19 THRU 06/30/19

POINT OF SALE/LOCATION OF CASH RECEIPT SUBTOTAL	GROSS SALES
OVER THE COUNTER – TAXABLE	\$ 61224.40
OVER THE COUNTER – NON TAXABLE	\$ 11612.15
LOCKER RENTAL INCOME	\$ 2383.32
VENDING MACHINE INCOME	\$ 892.00
WASHERS & DRYERS	\$ 138.00
SWIM RENTAL INCOME	\$ 26779.80
TOTAL GROSS SALES:	\$ 103029.67
MONTHLY COMMISSION: LEVEL FEE 17% OF GROSS USE TAX: 6% OF MONTHLY COMMISSION	\$ 17515.04
OTHER PAYMENTS: LOT RENTAL: \$100.00 REFUSE SVC: \$150.00 3- VENDING MACHINE: 45.00 WASHER & DRYER-50.00	\$345.00
TOTAL PAYABLE:	\$ 17860.04

CERTIFICATION: I CERTIFY THAT THIS MONTHLY GROSS SALES STATEMENT IS TRUE AND CORRECT AND IS BASED UPON ACTUAL GROSS RECEIPTS FOR THE PERIOD COVERED AND RECORDED IN THE ACCOUNTING RECORDS.

Wayne B. Johns 7/10/19
SIGNATURE OF CONCESSIONAIRE DATE:

Jacky Sun 7/9/19
SIGNATURE OF ACCOUNTANT DATE:

J. Tracy Marshall
ACCOUNTANT NAME

MONTHLY REPORT OF CONCESSION GROSS SALES
(DUE BY THE 15TH DAY OF FOLLOWING MONTH)

PARK: BLUE SPRINGS STATE PARK

DATE: 8/7/19

CONCESSIONAIRE NAME: BLUE SPRINGS ENTERPRISES, INC.

PERIOD COVERED:

FROM: 07/01/19 THRU 07/31/19

POINT OF SALE/LOCATION OF CASH RECEIPT	GROSS SALES
SUBTOTAL	
OVER THE COUNTER – TAXABLE	\$ 74741.71
OVER THE COUNTER – NON TAXABLE	\$ 12929.40
LOCKER RENTAL INCOME	\$ 3097.65
VENDING MACHINE INCOME	\$ 1145.00
WASHERS & DRYERS	\$ 237.00
SWIM RENTAL INCOME	\$ 33725.04
TOTAL GROSS SALES:	\$ 125875.80
MONTHLY COMMISSION: LEVEL FEE 17% OF GROSS	\$ 21398.89
USE TAX: 6% OF MONTHLY COMMISSION	
OTHER PAYMENTS: LOT RENTAL: \$100.00	
REFUSE SVC: \$150.00	\$345.00
3- VENDING MACHINE: 45.00	
WASHER & DRYER-50.00	
TOTAL PAYABLE:	\$ 21743.89

CERTIFICATION: I CERTIFY THAT THIS MONTHLY GROSS SALES STATEMENT IS TRUE AND CORRECT AND IS BASED UPON ACTUAL GROSS RECEIPTS FOR THE PERIOD COVERED AND RECORDED IN THE ACCOUNTING RECORDS.

<u>Wayne Johns</u>	<u>8/13/19</u>
SIGNATURE OF CONCESSIONAIRE	DATE:
<u>Joel P. Pave</u>	<u>8/16/19</u>
SIGNATURE OF ACCOUNTANT	DATE:
<u>Joel Pave Financial</u>	
ACCOUNTANT NAME	

zasMONTHLY REPORT OF CONCESSION GROSS SALES
(DUE BY THE 15TH DAY OF FOLLOWING MONTH)

PARK: BLUE SPRINGS STATE PARK

DATE: 9/10/19

CONCESSIONAIRE NAME: BLUE SPRINGS ENTERPRISES, INC.

PERIOD COVERED:

FROM: 08/01/19 THRU 08/31/19

POINT OF SALE/LOCATION OF CASH RECEIPT SUBTOTAL	GROSS SALES
OVER THE COUNTER – TAXABLE	\$ 51893.14
OVER THE COUNTER – NON TAXABLE	\$ 12136.95
LOCKER RENTAL INCOME	\$ 2324.41
VENDING MACHINE INCOME	\$ 778.00
WASHERS & DRYERS	\$ 126.50
SWIM RENTAL INCOME	\$ 28182.30
TOTAL GROSS SALES:	\$ 95441.30
MONTHLY COMMISSION: LEVEL FEE 17% OF GROSS USE TAX: 6% OF MONTHLY COMMISSION	\$ 16225.02
OTHER PAYMENTS: LOT RENTAL: \$100.00 REFUSE SVC: \$150.00 3- VENDING MACHINE: 45.00 WASHER & DRYER-50.00	\$345.00
TOTAL PAYABLE:	\$ 16570.02

CERTIFICATION: I CERTIFY THAT THIS MONTHLY GROSS SALES STATEMENT IS TRUE AND CORRECT AND IS BASED UPON ACTUAL GROSS RECEIPTS FOR THE PERIOD COVERED AND RECORDED IN THE ACCOUNTING RECORDS.


SIGNATURE OF CONCESSIONAIRE

DATE:


SIGNATURE OF ACCOUNTANT

DATE:

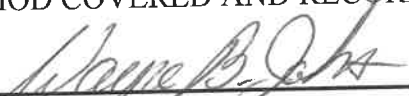
ACCOUNTANT NAME


MONTHLY REPORT OF CONCESSION GROSS SALES
 (DUE BY THE 15TH DAY OF FOLLOWING MONTH)

PARK: BLUE SPRINGS STATE PARK
 DATE: 11/12/19
 CONCESSIONAIRE NAME: BLUE SPRINGS ENTERPRISES, INC.
 PERIOD COVERED:
 FROM: 10/01/19 THRU 10/31/19

POINT OF SALE/LOCATION OF CASH RECEIPT	GROSS SALES
SUBTOTAL	
OVER THE COUNTER – TAXABLE	\$ 28452.06
OVER THE COUNTER – NON-TAXABLE	\$ 7129.17
LOCKER RENTAL INCOME	\$ 791.01
VENDING MACHINE INCOME	\$ 493.00
WASHERS & DRYERS	\$ 281.00
SWIM RENTAL INCOME	\$ 10106.42
TOTAL GROSS SALES:	\$ 47252.66
MONTHLY COMMISSION: LEVEL FEE 17% OF GROSS	\$ 8032.95
USE TAX: 6% OF MONTHLY COMMISSION	
OTHER PAYMENTS: LOT RENTAL: \$100.00	
REFUSE SVC: \$150.00	\$345.00
3- VENDING MACHINE: 45.00	
WASHER & DRYER-50.00	
TOTAL PAYABLE:	\$ 8377.94

CERTIFICATION: I CERTIFY THAT THIS MONTHLY GROSS SALES STATEMENT IS TRUE AND CORRECT AND IS BASED UPON ACTUAL GROSS RECEIPTS FOR THE PERIOD COVERED AND RECORDED IN THE ACCOUNTING RECORDS.


 SIGNATURE OF CONCESSIONAIRE DATE: 11/12/19


 SIGNATURE OF ACCOUNTANT DATE: 11/12/19

ACCOUNTANT NAME: J. Price Financial

EXHIBIT D

Monthly Reoprt Of Concessionaire's Total Gross Sales
(Due by the 20th of each month following the month Gross Sales were collected)

Park: Blue Spring State Park Date: 11/15/2019

Concessionaire Name : Discover Florida Excursions

Period Covered : From : 10/1/2019 To 10/31/2019

Gross Sales

Sales Location(s) Tour Boat Ticket Booth \$ \$23,742.00

Sales Location(s) Paddle Sports Shed +\$ \$13,347.00

Subcontractor(s) None +\$ 0

Subcontractor is defined in paragraph 11 of this Agreement. If there are multiple subcontractors, please include the total gross sales for all subcontractors on this line; and list the name and total gross sales of each subcontractor on an attached second sheet.

Total Taxes Collected: -\$ 2,263.65

Total Funds from Concessionaire Employee Food Consumption: \$ 0

Total Customer Refunds: 0 # of Refunds -\$ \$0.00

Total Gross Sales =\$ \$34,825.35

Monthly Compensation

Monthly Commission (16% rate x Total Gross Sales) '\$ \$5,572.06

Sales Use Tax (0% rate x Monthly Commission) +\$ 0

Sales Use Tax Exempt Amount (enter \$0.00 if not exempt) -\$

Monthly Vending Machine Fee: 0 # of Machines +\$ 0

Monthly Utility Fee(s) to Park +\$ 0

Other Payments (identify) -\$

Total Monthly Compensation Due: =\$ \$5,572.06

Capitla Improvements Spending

Monthly Spending \$

Total Spending, Year To Date \$